



AQUATIC

The bath people

1x Price List

Effective 12.03.18

Priced and packaged for one-at-a-time ordering and LTL shipping

INTRODUCTION

Reading the Price List	i
General	ii
Shipping	iii
Ordering	iv

HYDROTHERAPY

Millennium	1
Infinity	7
Estate	15
Serenity	33
Builders' Choice*	81
Builders' Choice AcrylX™ Freestanding	113
Cast Acrylic Showers and Tub-Showers*	121
Cast Acrylic Shower Bases*	121, 130
Everyday Premium*	145
Hydrotherapy Options	157-160

INDEX

Index by Model	161
Index by Size	165

* For standard delivery in stock quantities, see the Stocking Products price book.

Series


**ESTATE****PRODUCT FEATURES**

- Two person bath
- Acrylic grab bar
- Sculpted armrests

For series features see section page.

ILLUSTRATION KEY**AIR-WHIRLPOOL MODELS****P** = Pump Location**B** = Blower Location**WHIRLPOOL ONLY MODELS****■** = Pump Location**TILE FLANGE CONFIGURATIONS**

3T (Alcove)

**ORDERING KEY**

In the part number, "xx" means an option code must be inserted.

Cast Acrylic stock color (COLxx) ← part number

option code → White (WH)

Example: COLxx + WH = COLWH
 Cast Acrylic stock color in White

 Manufacturer reserves the right to
 discontinue models, colors, options
 and trim finishes without notice.
PRICE LIST/ORDER FORM — PURCHASE ORDER REQUIRED**CASTAWAY**

71 1/2 x 36 x 24 1/4

BASE MODEL	PKG. WT. LBS.	JETS	DRAIN	MODEL #	MSLP
<input type="checkbox"/> Whirlpool	213	8	Center Front	W7236CL	\$4,399


 Model Information:
 Product name, size
 and key information

 Icons show placement options for
 pumps/blowers (if applicable).

 Sidebars will hold any information
 that applies to the specific model.

OPTIONS (x = insert desired option code)	ENTER DESIRED OPTION CODE	MSLP
Cast acrylic stock color (COLxx): White (WH)		No charge
Cast acrylic color upgrade (COLxx): Biscuit (BI)		\$35
Cast acrylic premium color upgrade (COLxx): Black (BK) Sterling Silver (ST)		\$389
Color matched skirt (SKP72)		\$895
Factory installed rigid ABS tile flange (AFxx): Back Tile (BT) Front Tile (FT)		\$185
Pump location (PLxx): (whirlpool only)		
Standard Location (L1) Location 2 (L2) Location 3 (L3) Location 4 (L4)		No charge
Metallic trim finish: Chrome (MTCH)		\$315
Metallic trim finish (MTxx): Polished Brass (BR) Brushed Nickel (SN)		\$390
Magnetic pillow (MPxxxx): White (WHPIL) Black (BKPIL)		\$105
Cable drive waste & overflow: Chrome (CDCHCD)		\$345
Cable drive waste & overflow, color-matched (CDxxxx): Biscuit (BICD) White (WHCD)		\$390
Cable drive waste & overflow (CDxxxx): Oil Rubbed Bronze (OBCD) Polished Brass (BRCD) Brushed Nickel (SNCD)		\$440
Chromatherapy, installed (CLM1)		\$335
Inline heater - 1.5kW, factory installed: (whirlpool only) (HTH1)		\$400
Wood shipping crate (PKCR)		\$460
Rush order program* (DELQK)		\$325
Residential delivery with lift gate* (DELLG)		\$454

*For program terms and conditions, see page iii.

BASE PRICE (insert MSLP of base model selected in upper table)**OPTIONS SUB TOTAL****ORDER TOTAL**
 + \$ _____
 \$ _____
 = \$ _____

 Illustrations aid in
 option selection

 Options price list will show any
 options for this particular product
 listed with the price.

Sales of all goods are expressly conditioned upon the terms contained in seller's Terms and Conditions of Sale. Any different or additional terms found on your purchase order or other buyer form, whether pre-printed or otherwise are specifically excluded and are void.

CONDITIONS OF SALE

Shipping: For limitations on less than truckload quantities, contact Customer Service at 800.945.2726.

In case of billing discrepancies, contact customer service for adjustment. Debit memos and deductions from remittances are not acceptable.

Authorized returns subject to restocking charge; see return policy or contact Aquatic's Customer Service Center.

Prices and specifications subject to change without notice. Possession of this price list does not constitute an offer to sell.

WHIRLPOOLS

Options must be specified at time of order. Additional lead time may be required for factory installation of options.

All whirlpool baths are water tested and shipped complete with installed whirlpool plumbing system, pump motor, trim and pre-leveled base. Detailed installation procedures, operation/maintenance guide and warranties are packed with each unit.

Soakers are sold for bathtub use only. Field installation of a non-Aquatic whirlpool system to any Aquatic soaker voids all warranties and code listings.

Drain, waste and overflow outlets are factory-drilled unless otherwise noted at the time of order

For more detailed information on individual models, see catalogs, brochures and tech data sheets, or visit www.aquaticbath.com.

All prices, specifications and equipment are subject to change without notice.

All dimensions are nominal.

RETURN POLICY

1. Special order and non-standard color products cannot be returned for any reason.
2. Standard stock items may be returned with prior approval, and are subject to a 50% restocking fee plus cost of return freight.
3. Items may only be returned via pre-approved Aquatic truck.

4. All returns must be in A-Grade quality condition, ready for resale, without needed repairs, clean and free of debris. Packaging must be in good order. All accessories must be present and in new condition.
5. An RMA must be filed within eight (8) weeks of original ship date. Goods for return authorized in advance by Aquatic must be returned within (30) days of authorization, shipping freight prepaid.
6. Product is subject to inspection prior to credit reimbursement. Credit for goods returned under an RMA will be issued after all units are inspected at the factory and deemed to be in sellable condition. No credit will be issued on units deemed unsellable. Signature from the driver/carrier receiving returned product does not constitute inspection of goods. If the Aquatic quality team determines in its reasonable discretion that the problem is due to customer or third party misuse, abuse or mishandling the customer will be so notified.
7. Any repair or packaging cost necessary to bring product to sellable condition may be deducted from any credit reimbursement. Customer Service will notify the customer of the disposition and credit value.
8. Aquatic reserves the right to deny any request to return product.
9. This return policy in no way deviates or supplements Aquatic's standard warranty terms. Aquatic warrants that its products will conform to our specifications and be free of defects in workmanship and material. All other warranties, expressed or implied, are disclaimed.

CANCELLATION POLICY

Order cancellations or changes for standard models are accepted within forty-eight (48) hours of receipt of order. Written confirmation of the cancellation or change must be given. No cancellations or changes may be made after forty-eight (48) hours. Aquatic is not responsible for errors made as a result of verbal communications not followed by written confirmation. An order for non-standard colors or modified units requiring special accessories or equipment cannot be cancelled.

FREIGHT INSPECTION

The following freight inspection requirements and instructions apply to all shipments of Aquatic products:

1. Freight inspection must be done at time of delivery.
2. Aquatic must be notified of any damage, discrepancies or missing items within 24 hours of delivery.
3. An RMA must be obtained prior to returning any item. Contact Customer Service immediately to obtain an RMA.

ADDITIONAL ORDER AND SHIPPING POLICIES AND PROGRAMS

Apply to the following product series: Millennium, Infinity, Estate and Serenity.

Change Order Fee

A \$165 (list) Change Order Fee applies to all orders changed 24 hours after the order is placed. Does not apply to custom colors, which cannot be changed. No changes are accepted after 48 hours of receipt of order.

Residential Drop Ship Charges

Drop shipments outside distributor's territory are not allowed.

Residential delivery charge and notification fee: \$205 (list).

Customer is required to assist in unloading.

Optional lift gate delivery: \$249 (list) PLEASE CALL FOR AVAILABILITY PRIOR TO ORDERING.

Rush Order Program

Under this expedited manufacturing program, Aquatic will ship an order placed prior to 1:00PM CST within three working days after the order is placed. This program is limited to products ordered in white only.

The day the order is received at Aquatic is for order processing, and is not included in the three working days of production time.

Pricing for Rush Order program is listed in the Options Price List for applicable models. Orders placed under the Rush Order program cannot be changed to a standard shipping order.

In the event that the product cannot be shipped within the rush order lead time period, Aquatic will inform the customer of the shipping delay, and the order will continue to be expedited and shipped as quickly as possible. No rush order fee will be charged. Aquatic offers no compensation for products shipped after the target date.

Quick Ship Program

Three-day shipping available at no additional charge on popular Aquatic products. See Options Price List for applicable models.

Program Guidelines:

Clearly mark "Quick Ship Program" on order form. Standard lead times apply on all orders received without this option marked.

Quick Ship orders must be received prior to 1:00PM CST and will ship within three days of receipt of order with standard transit time.

Quick Ship models are available in White only with standard trims and pump/blower locations.

Available on Quick Ship orders (additional charges apply):

Pillow(s)
Waste & overflow

Quick Ship models:

Carrington 6638CF Air Bath (W13AIR6638F)
Carrington 7240CF Air Bath (W11AIR7240P)
Universal Oval Whirlpool (W7242R40)
Infinity 7 (W7INF7242)
Curve 6036 Soaker (W52AIR6036TO)
Curve 6636 Soaker (W53AIR6636TO)
Ellis 6032S Air Bath (W49AIR6032)
Point Arena Whirlpool (W6060DC)

HOW TO SELECT THE APPROPRIATE BATH FIXTURE

Determine net dimensions by measuring the width of the area in your bathroom where the bath fixture will be installed.

Measure the depth (front of unit to back wall) of the area where the bath fixture will be installed to determine the exact size. Include a walkway of at least 21 inches in front of whirlpools.

Select a bath fixture that meets the measured dimensions.

For coordinating shower doors, see the door options listed in this price book (where applicable).

HOW TO ORDER

Include the following information on your purchase order and fax to Customer Service at 866.544.5353 or email orders@aquaticbath.com.

Model name/number

Color and trim

Drain location

Pump or blower location

Options

Quantity

Customer name and contact information

Purchase order number

Store information

Note: Any changes to an order after it has been processed are subject to delivery delays.

TECHNICAL INFORMATION

Technical information on all Aquatic products can be found at www.aquaticbath.com.

WARRANTY

See product warranty documents for detailed warranty information. Warranty documents are packed with each model, and are available for download at aquaticbath.com.

Millennium, Infinity, Estate, Serenity, AcrylX™ Finished Products
Lifetime limited, non-transferable

Builders' Choice
10-year limited, non-transferable

Acrylic Finished Products: Modules, Showers, Soakers, Shower Pans, FreedomLine
5-year limited, non-transferable



Features (all models)

- Dual hydrotherapy bath with independent bathing zones
- Raised seating
- Sculpted armrests
- Molded footrests
- Two extra-soft magnetic comfort pillows
- Adjustable metal base
- Slip resistant floor
- Premium cast acrylic surface
- Limited lifetime warranty

SYSTEM FEATURES *(standard)*

Air-Whirlpool Combination

- Dual bathing zones with independent electronic controls
- 24 hydrotherapy jets
- 12-jet heated-air shiatsu back massage system
 - Elbow and wrist jets
 - Knee and foot jets
 - Back massage jets
- Independent pumps for each bathing zone (2)
- 1.5kW inline maintenance heater
- High intensity LED Chromotherapy lights (3)
- In-floor illusion air injectors
- Variable speed heated-air blower with wave and pulse modes
- Air system purge and dry cycle
- Floating remote control

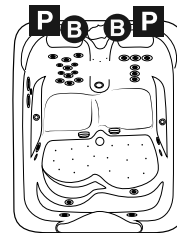
MILLENNIUM

PRODUCT FEATURES

PRICE LIST/ORDER FORM — PURCHASE ORDER REQUIRED

MILLENNIUM 7

71 3/4 x 58 1/4 x 33 inches



BASE MODEL	PKG. WT. LBS.	JETS	DRAIN	MODEL #	MSLP
<input type="checkbox"/> Air-Whirlpool	685	24	Center	W7MIL7257	\$19,261

OPTIONS (x = insert desired option code)	ENTER DESIRED OPTION CODE	MSLP
Cast acrylic stock color (COLxx): White (WH)	_____	No charge
Cast acrylic color upgrade (COLxx): Biscuit (BI)	_____	\$35
Cast acrylic premium color upgrade (COLUxx): Black (BK) Sterling Silver (ST)	_____	\$389
Magnetic pillows (2) (MPxxxxx): White (WHPIL) Black (BKPIL)	_____	No charge
Cable drive waste & overflow: Chrome (CDCHCD)	_____	\$345
Cable drive waste & overflow, color-matched (CDxxxx): Biscuit (BICD) White (WHCD)	_____	\$390
Cable drive waste & overflow (CDxxxx): Oil Rubbed Bronze (OBCD) Polished Brass (BRCD) Brushed Nickel (SNCD)	_____	\$440
Metallic trim: Chrome (MTCH)	_____	\$540
Metallic trim (MTxx): Polished Brass (BR) Brushed Nickel (SN)	_____	\$675
Fast-fill waterfall spout (SPWFS)	_____	\$525
Rush order program* (DELQK)	_____	\$325
Residential delivery with lift gate* (DELLG)	_____	\$454

*For program terms and conditions, see page iii.

BASE PRICE (insert MSLP of base model selected in upper table)

+ \$ _____

OPTIONS SUB TOTAL

\$ _____

ORDER TOTAL

= \$ _____

For series features see section page.

ILLUSTRATION KEY

P = Pump Location

B = Blower Location

ORDERING KEY

In the part number, "xx" means an option code must be inserted.

Cast Acrylic stock color (COLxx): ← **part number**

option code → White (WH)

Example: COLxx + WH = COLWH
Cast Acrylic stock color in White

Manufacturer reserves the right to discontinue models, colors, options and trim finishes without notice.

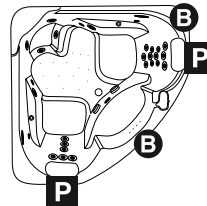
Customer Name: _____ Date: _____

Additional Information:

MILLENNIUM 8

71 ½ x 71 ½ x 33 ¼ inches

BASE MODEL	PKG. WT. LBS.	JETS	DRAIN	MODEL #	MSLP
<input type="checkbox"/> Air-Whirlpool	862	24	Center	W8MIL7272	\$19,261



MILLENNIUM

PRODUCT FEATURES

OPTIONS (x = insert desired option code)	ENTER DESIRED OPTION CODE	MSLP
Cast acrylic stock color (COLxx): White (WH)	_____	No charge
Cast acrylic color upgrade (COLxx): Biscuit (BI)	_____	\$35
Cast acrylic premium color upgrade (COLUxx): Black (BK) Sterling Silver (ST)	_____	\$389
Magnetic pillows (2) (MPxxxxx): White (WHPIL) Black (BKPIL)	_____	No charge
Cable drive waste & overflow: Chrome (CDCHCD)	_____	\$345
Cable drive waste & overflow, color-matched (CDxxxx): Biscuit (BICD) White (WHCD)	_____	\$390
Cable drive waste & overflow (CDxxxx): Oil Rubbed Bronze (OBCD) Polished Brass (BRCD) Brushed Nickel (SNCD)	_____	\$440
Metallic trim: Chrome (MTCH)	_____	\$540
Metallic trim (MTxx): Polished Brass (BR) Brushed Nickel (SN)	_____	\$675
Fast-fill waterfall spout (SPWFS)	_____	\$525
Rush order program* (DELQK)	_____	\$325
Residential delivery with lift gate* (DELLG)	_____	\$454

*For program terms and conditions, see page iii.

BASE PRICE (insert MSLP of base model selected in upper table)

+ \$ _____

OPTIONS SUB TOTAL

\$ _____

ORDER TOTAL

= \$ _____

For series features see section page.

ILLUSTRATION KEY

P = Pump Location

B = Blower Location

ORDERING KEY

In the part number, "xx" means an option code must be inserted.

Cast Acrylic stock color (COLxx): ← **part number**

option code → White (WH)

Example: COLxx + WH = COLWH
 Cast Acrylic stock color in White

Customer Name: _____ Date: _____

Additional Information: _____

 Manufacturer reserves the right to
 discontinue models, colors, options
 and trim finishes without notice.

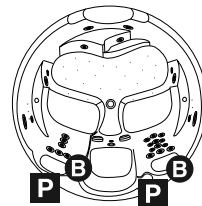
MILLENNIUM

MILLENNIUM 9

76 ½ x 76 ½ x 33 ¼

PRODUCT FEATURES

BASE MODEL	PKG. WT. LBS.	JETS	DRAIN	MODEL #	MSLP
<input type="checkbox"/> Air-Whirlpool	934	24	Center	W9MIL7700	\$19,261



For series features see section page.

ILLUSTRATION KEY

P = Pump Location

B = Blower Location

OPTIONS (x = insert desired option code)	ENTER DESIRED OPTION CODE	MSLP
Cast acrylic stock color (COLxx): White (WH)	_____	No charge
Cast acrylic color upgrade (COLxx): Biscuit (BI)	_____	\$35
Cast acrylic premium color upgrade (COLUxx): Black (BK) Sterling Silver (ST)	_____	\$389
Magnetic pillows (2) (MPxxxxx): White (WHPIL) Black (BKPIL)	_____	No charge
Cable drive waste & overflow: Chrome (CDCHCD)	_____	\$345
Cable drive waste & overflow, color-matched (CDxxxx): Biscuit (BICD) White (WHCD)	_____	\$390
Cable drive waste & overflow (CDxxxx): Oil Rubbed Bronze (OBCD) Polished Brass (BRCD) Brushed Nickel (SNCD)	_____	\$440
Metallic trim: Chrome (MTCH)	_____	\$540
Metallic trim (MTxx): Polished Brass (BR) Brushed Nickel (SN)	_____	\$675
Fast-fill waterfall spout (SPWFSS)	_____	\$525
Rush order program* (DELQK)	_____	\$325
Residential delivery with lift gate* (DELLG)	_____	\$454

*For program terms and conditions, see page iii.

BASE PRICE (insert MSLP of base model selected in upper table)

+ \$ _____

OPTIONS SUB TOTAL

\$ _____

ORDER TOTAL

= \$ _____

ORDERING KEY

In the part number, "xx" means an option code must be inserted.

Cast Acrylic stock color (COLxx): ← **part number**

option code → White (WH)

Example: COLxx + WH = COLWH
Cast Acrylic stock color in White

Manufacturer reserves the right to discontinue models, colors, options and trim finishes without notice.

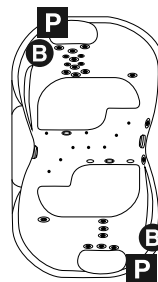
Customer Name: _____ Date: _____

Additional Information:

MILLENNIUM 10

82 x 48 x 33

BASE MODEL	PKG. WT. LBS.	JETS	DRAIN	MODEL #	MSLP
<input type="checkbox"/> Air-Whirlpool	740	24	Center	W10MIL8248	\$19,261



MILLENNIUM

PRODUCT FEATURES

OPTIONS (x = insert desired option code)	ENTER DESIRED OPTION CODE	MSLP
Cast acrylic stock color (COLxx): White (WH)	_____	No charge
Cast acrylic color upgrade (COLxx): Biscuit (BI)	_____	\$35
Cast acrylic premium color upgrade (COLUxx): Black (BK) Sterling Silver (ST)	_____	\$389
Magnetic pillows (2) (MPxxxxx): White (WHPIL) Black (BKPIL)	_____	No charge
Cable drive waste & overflow: Chrome (CDCHCD)	_____	\$345
Cable drive waste & overflow, color-matched (CDxxxx): Biscuit (BICD) White (WHCD)	_____	\$390
Cable drive waste & overflow (CDxxxx): Oil Rubbed Bronze (OBCD) Polished Brass (BRCD) Brushed Nickel (SNCD)	_____	\$440
Metallic trim: Chrome (MTCH)	_____	\$540
Metallic trim (MTxx): Polished Brass (BR) Brushed Nickel (SN)	_____	\$675
Fast-fill waterfall spout (SPWFS)	_____	\$525
Rush order program* (DELQK)	_____	\$325
Residential delivery with lift gate* (DELLG)	_____	\$454

*For program terms and conditions, see page iii.

BASE PRICE (insert MSLP of base model selected in upper table)

+ \$ _____

OPTIONS SUB TOTAL

\$ _____

ORDER TOTAL

= \$ _____

For series features see section page.

ILLUSTRATION KEY

P = Pump Location

B = Blower Location

ORDERING KEY

In the part number, "xx" means an option code must be inserted.

Cast Acrylic stock color (COLxx) ← **part number**

option code → White (WH)

Example: COLxx + WH = COLWH
 Cast Acrylic stock color in White

Customer Name: _____ Date: _____

Additional Information: _____

 Manufacturer reserves the right to
 discontinue models, colors, options
 and trim finishes without notice.



Features (all models)

- Raised seating
- Sculpted armrests
- Extra-soft magnetic comfort pillow
- Adjustable metal base
- Slip resistant floor
- Premium cast acrylic surface
- Limited lifetime warranty

SYSTEM FEATURES *(standard)*

Air-Whirlpool Combination

- Electronic control with preset capability
- 16-17 hydrotherapy jets
 - 12-jet heated-air shiatsu back massage system
 - Leg and foot jets
- Whirlpool pump
- 1.5kW inline maintenance heater
- High intensity LED chromotherapy light
- In-floor illusion air injectors
- Variable speed heated-air blower with wave and pulse modes
- Air system purge and dry cycle

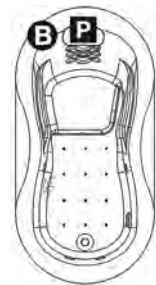
INFINITY

70 x 35 1/2 x 30 3/4 inches

PRODUCT FEATURES

Note: Not a drop-in model.
Deck must be built around unit.

BASE MODEL	PKG. WT. LBS.	JETS	DRAIN	MODEL #	MSLP
<input type="checkbox"/> Air-Whirlpool	356	16	Univers.	W2INF7135A	\$8,603



For series features see section page.

ILLUSTRATION KEY

P = Pump Location

B = Blower Location

OPTIONS (x = insert desired option code)	ENTER DESIRED OPTION CODE	MSLP
Cast acrylic stock color (COLxx): White (WH)	_____	No charge
Cast acrylic color upgrade (COLxx): Biscuit (BI)	_____	\$35
Cast acrylic premium color upgrade (COLUxx): Black (BK) Sterling Silver (ST)	_____	\$389
Magnetic pillow (MPxxxxx): White (WHPIL) Black (BKPIL)	_____	No charge
Cable drive waste & overflow: Chrome (CDCHCD)	_____	\$345
Cable drive waste & overflow, color-matched (CDxxxx): Biscuit (BICD) White (WHCD)	_____	\$390
Cable drive waste & overflow (CDxxxx): Oil Rubbed Bronze (OBCD) Polished Brass (BRCD) Brushed Nickel (SNCD)	_____	\$440
Metallic trim: Chrome (MTCH)	_____	\$540
Metallic trim (MTxx): Polished Brass (BR) Brushed Nickel (SN)	_____	\$675
Fast-fill waterfall spout (SPWFS)	_____	\$525
Rush order program* (DELQK)	_____	\$325
Residential delivery with lift gate* (DELLG)	_____	\$454

*For program terms and conditions, see page iii.

BASE PRICE (insert MSLP of base model selected in upper table)

+ \$ _____

OPTIONS SUB TOTAL

\$ _____

ORDER TOTAL

= \$ _____

ORDERING KEY

In the part number, "xx" means an option code must be inserted.

Cast Acrylic stock color (COLxx): ← **part number**

option code → White (WH)

Example: COLxx + WH = COLWH
Cast Acrylic stock color in White

Manufacturer reserves the right to discontinue models, colors, options and trim finishes without notice.

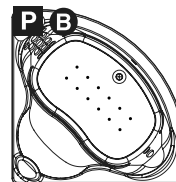
Customer Name: _____ Date: _____

Additional Information:

INFINITY 4

60 x 60 x 29 1/2 inches

BASE MODEL	PKG. WT. LBS.	JETS	DRAIN	MODEL #	MSLP
<input type="checkbox"/> Air-Whirlpool	518	17	Center Front	W4INF6060A	\$9,606



INFINITY

PRODUCT FEATURES

- Two person bath
- Fast fill waterfall spout

OPTIONS (x = insert desired option code)	ENTER DESIRED OPTION CODE	MSLP
Cast acrylic stock color (COLxx): White (WH)	_____	No charge
Cast acrylic color upgrade (COLxx): Biscuit (BI)	_____	\$35
Cast acrylic premium color upgrade (COLUxx): Black (BK) Sterling Silver (ST)	_____	\$389
Magnetic pillow (MPxxxxx): White (WHPIL) Black (BKPIL)	_____	No charge
Cable drive waste & overflow: Chrome (CDCHCD)	_____	\$345
Cable drive waste & overflow, color-matched (CDxxxx): Biscuit (BICD) White (WHCD)	_____	\$390
Cable drive waste & overflow (CDxxxx): Oil Rubbed Bronze (OBCD) Polished Brass (BRCD) Brushed Nickel (SNCD)	_____	\$440
Metallic trim: Chrome (MTCH)	_____	\$540
Metallic trim (MTxx): Polished Brass (BR) Brushed Nickel (SN)	_____	\$675
Rush order program* (DELQK)	_____	\$325
Residential delivery with lift gate* (DELLG)	_____	\$454

*For program terms and conditions, see page iii.

BASE PRICE (insert MSLP of base model selected in upper table)

+ \$ _____

OPTIONS SUB TOTAL

\$ _____

ORDER TOTAL

= \$ _____

For series features see section page.

ILLUSTRATION KEY

P = Pump Location**B** = Blower Location

ORDERING KEY

In the part number, "xx" means an option code must be inserted.

Cast Acrylic stock color (COLxx) ← part number

option code → White (WH)

Example: COLxx + WH = COLWH
Cast Acrylic stock color in White

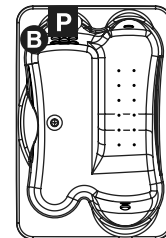
Manufacturer reserves the right to
discontinue models, colors, options
and trim finishes without notice.

Customer Name: _____ Date: _____

Additional Information: _____

INFINITY 5

72 x 48 x 29 inches



PRODUCT FEATURES

Two person bath

BASE MODEL	PKG. WT. LBS.	JETS	DRAIN	MODEL #	MSLP
<input type="checkbox"/> Air-Whirlpool	424	17	Center Front	W5INF7248A	\$9,606

OPTIONS (x = insert desired option code)	ENTER DESIRED OPTION CODE	MSLP
Cast acrylic stock color (COLxx): White (WH)	_____	No charge
Cast acrylic color upgrade (COLxx): Biscuit (BI)	_____	\$35
Cast acrylic premium color upgrade (COLUxx): Black (BK) Sterling Silver (ST)	_____	\$389
Magnetic pillow (MPxxxxx): White (WHPI) Black (BKPI)	_____	No charge
Cable drive waste & overflow: Chrome (CDCHCD)	_____	\$345
Cable drive waste & overflow, color-matched (CDxxxx): Biscuit (BICD) White (WHCD)	_____	\$390
Cable drive waste & overflow (CDxxxx): Oil Rubbed Bronze (OBCD) Polished Brass (BRCD) Brushed Nickel (SNCD)	_____	\$440
Metallic trim: Chrome (MTCH)	_____	\$540
Metallic trim (MTxx): Polished Brass (BR) Brushed Nickel (SN)	_____	\$675
Fast-fill waterfall spout (SPWFS)	_____	\$525
Rush order program* (DELQK)	_____	\$325
Residential delivery with lift gate* (DELLG)	_____	\$454

*For program terms and conditions, see page iii.

BASE PRICE (insert MSLP of base model selected in upper table)

+ \$ _____

OPTIONS SUB TOTAL

\$ _____

ORDER TOTAL

= \$ _____

ILLUSTRATION KEY

P = Pump Location

B = Blower Location

ORDERING KEY

In the part number, "xx" means an option code must be inserted.

Cast Acrylic stock color (COLxx): ← **part number**

option code → White (WH)

Example: COLxx + WH = COLWH
Cast Acrylic stock color in White

Manufacturer reserves the right to discontinue models, colors, options and trim finishes without notice.

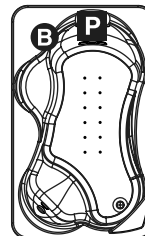
Customer Name: _____ Date: _____

Additional Information:

INFINITY 6

72 x 44 x 28 ¾ inches

BASE MODEL	PKG. WT. LBS.	JETS	DRAIN	MODEL #	MSLP
<input type="checkbox"/> Air-Whirlpool	424	17	Center Front	W6INF7244A	\$9,606



OPTIONS (x = insert desired option code)	ENTER DESIRED OPTION CODE	MSLP
Cast acrylic stock color (COLxx): White (WH)	_____	No charge
Cast acrylic color upgrade (COLxx): Biscuit (BI)	_____	\$35
Cast acrylic premium color upgrade (COLUxx): Black (BK) Sterling Silver (ST)	_____	\$389
Magnetic pillow (MPxxxxx): White (WHPIL) Black (BKPIL)	_____	No charge
Cable drive waste & overflow: Chrome (CDCHCD)	_____	\$345
Cable drive waste & overflow, color-matched (CDxxxx): Biscuit (BICD) White (WHCD)	_____	\$390
Cable drive waste & overflow (CDxxxx): Oil Rubbed Bronze (OBCD) Polished Brass (BRCD) Brushed Nickel (SNCD)	_____	\$440
Metallic trim: Chrome (MTCH)	_____	\$540
Metallic trim (MTxx): Polished Brass (BR) Brushed Nickel (SN)	_____	\$675
Fast-fill waterfall spout (SPWFS)	_____	\$525
Rush order program* (DELQK)	_____	\$325
Residential delivery with lift gate* (DELLG)	_____	\$454

*For program terms and conditions, see page iii.

BASE PRICE (insert MSLP of base model selected in upper table)

+ \$ _____

OPTIONS SUB TOTAL

\$ _____

ORDER TOTAL

= \$ _____

Customer Name: _____ Date: _____

Additional Information: _____

**AQUATIC**

The bath people

INFINITY

PRODUCT FEATURES

• Two person bath

For series features see section page.

ILLUSTRATION KEY

P = Pump Location**B** = Blower Location

ORDERING KEY

In the part number, "xx" means an option code must be inserted.

Cast Acrylic stock color (COLxx): ← **part number****option code** → White (WH)**Example:** COLxx + WH = COLWH
Cast Acrylic stock color in White

Manufacturer reserves the right to discontinue models, colors, options and trim finishes without notice.

INFINITY

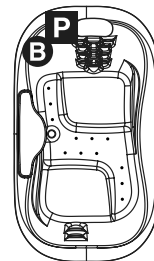
INFINITY 7

71 1/8 x 40 1/4 x 30 inches

PRODUCT FEATURES

• Two person bath

BASE MODEL	PKG. WT. LBS.	JETS	DRAIN	MODEL #	MSLP
<input type="checkbox"/> Air-Whirlpool	424	16	Center Front	W7INF7242A	\$9,011



For series features see section page.

ILLUSTRATION KEY

P = Pump Location

B = Blower Location

OPTIONS (x = insert desired option code)	ENTER DESIRED OPTION CODE	MSLP
Cast acrylic stock color (COLxx): White (WH)	_____	No charge
Cast acrylic color upgrade (COLxx): Biscuit (BI)	_____	\$35
Cast acrylic premium color upgrade (COLUxx): Black (BK) Sterling Silver (ST)	_____	\$389
Magnetic pillow (MPxxxxx): White (WHPIL) Black (BKPIL)	_____	No charge
Cable drive waste & overflow: Chrome (CDCHCD)	_____	\$345
Cable drive waste & overflow, color-matched (CDxxxx): Biscuit (BICD) White (WHCD)	_____	\$390
Cable drive waste & overflow (CDxxxx): Oil Rubbed Bronze (OBCD) Polished Brass (BRCD) Brushed Nickel (SNCD)	_____	\$440
Metallic trim: Chrome (MTCH)	_____	\$540
Metallic trim (MTxx): Polished Brass (BR) Brushed Nickel (SN)	_____	\$675
Fast-fill waterfall spout (SPWFS)	_____	\$525
Rush order program* (DELQK)	_____	\$325
Quick ship program* (DELSN)	_____	No charge
Residential delivery with lift gate* (DELLG)	_____	\$454

*For program terms and conditions, see page iii.

BASE PRICE (insert MSLP of base model selected in upper table)

+ \$ _____

OPTIONS SUB TOTAL

\$ _____

ORDER TOTAL

= \$ _____

ORDERING KEY

In the part number, "xx" means an option code must be inserted.

Cast Acrylic stock color (COLxx): ← **part number**

option code → White (WH)

Example: COLxx + WH = COLWH
Cast Acrylic stock color in White

Manufacturer reserves the right to discontinue models, colors, options and trim finishes without notice.

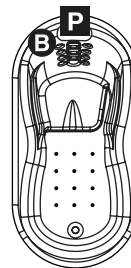
Customer Name: _____ Date: _____

Additional Information:

INFINITY 9

66 x 34 1/2 x 31 1/2 inches

BASE MODEL	PKG. WT. LBS.	JETS	DRAIN	MODEL #	MSLP
<input type="checkbox"/> Air-Whirlpool	289	16	Univ.	W9INF6636A	\$8,603



INFINITY

PRODUCT FEATURES

Note: Not a drop-in model.
Deck must be built around unit.

For series features see section page.

ILLUSTRATION KEY

P = Pump Location

B = Blower Location

OPTIONS (x = insert desired option code)	ENTER DESIRED OPTION CODE	MSLP
Cast acrylic stock color (COLxx): White (WH)	_____	No charge
Cast acrylic color upgrade (COLxx): Biscuit (BI)	_____	\$35
Cast acrylic premium color upgrade (COLUxx): Black (BK) Sterling Silver (ST)	_____	\$389
Magnetic pillow (MPxxxxx): White (WHPIL) Black (BKPIL)	_____	No charge
Cable drive waste & overflow: Chrome (CDCHCD)	_____	\$345
Cable drive waste & overflow, color-matched (CDxxxx): Biscuit (BICD) White (WHCD)	_____	\$390
Cable drive waste & overflow (CDxxxx): Oil Rubbed Bronze (OBCD) Polished Brass (BRCD) Brushed Nickel (SNCD)	_____	\$440
Metallic trim: Chrome (MTCH)	_____	\$540
Metallic trim (MTxx): Polished Brass (BR) Brushed Nickel (SN)	_____	\$675
Fast-fill waterfall spout (SPWFS)	_____	\$525
Rush order program* (DELQK)	_____	\$325
Residential delivery with lift gate* (DELLG)	_____	\$454

*For program terms and conditions, see page iii.

BASE PRICE (insert MSLP of base model selected in upper table)

+ \$ _____

OPTIONS SUB TOTAL

\$ _____

ORDER TOTAL

= \$ _____

ORDERING KEY

In the part number, "xx" means an option code must be inserted.

Cast Acrylic stock color (COLxx) ← **part number**

option code → White (WH)

Example: COLxx + WH = COLWH
Cast Acrylic stock color in White

Manufacturer reserves the right to
discontinue models, colors, options
and trim finishes without notice.

Customer Name: _____ Date: _____

Additional Information: _____



Features (all models)

- Deep, ergonomic bathing well
- Pre-leveled support base
- Slip resistant floor
- Premium cast acrylic surface
- Limited lifetime warranty

SYSTEM FEATURES *(standard)*

Whirlpool

- Electronic control
- 7-9 hydrotherapy jets
 - 3-jet back, shoulder and neck massage system (dual port, spinning)
 - Leg and foot jets
- Whirlpool pump

Air-Whirlpool Combination

- Whirlpool system, plus:
- Perimeter air system
- Variable speed heated-air blower with purge and dry cycle
- Electronic wave and pulse modes
- 1.5kW inline maintenance heater

ESTATE

PRODUCT FEATURES

- Two person bath
- Acrylic grab bar
- Sculpted armrests

For series features see section page.

ILLUSTRATION KEY

AIR-WHIRLPOOL MODELS

P = Pump Location

B = Blower Location

WHIRLPOOL ONLY MODELS

■ = Pump Location

TILE FLANGE CONFIGURATIONS

3T (Alcove)



Back Tile (BT)



Front Tile (FT)

ORDERING KEY

In the part number, "xx" means an option code must be inserted.

Cast Acrylic stock color (COLxx): ← part number

option code → White (WH)

Example: COLxx + WH = COLWH
Cast Acrylic stock color in White

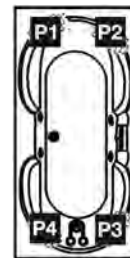
Manufacturer reserves the right to discontinue models, colors, options and trim finishes without notice.

PRICE LIST/ORDER FORM — PURCHASE ORDER REQUIRED

CASTAWAY

71 ½ x 36 x 24 ¼

BASE MODEL	PKG. WT. LBS.	JETS	DRAIN	MODEL #	MSLP
<input type="checkbox"/> Whirlpool	213	8	Center Front	W7236CL	\$4,399



OPTIONS (x = insert desired option code)	ENTER DESIRED OPTION CODE	MSLP
Cast acrylic stock color (COLxx): White (WH)	_____	No charge
Cast acrylic color upgrade (COLxx): Biscuit (BI)	_____	\$35
Cast acrylic premium color upgrade (COLUxx): Black (BK) Sterling Silver (ST)	_____	\$389
Color matched skirt (SKP72)	_____	\$895
Factory installed rigid ABS tile flange (AFxx): Back Tile (BT) Front Tile (FT)	_____	\$185
Pump location (PLxx): (whirlpool only)	_____	
Standard Location (L1) Location 2 (L2) Location 3 (L3) Location 4 (L4)	_____	No charge
Metallic trim finish: Chrome (MTCH)	_____	\$315
Metallic trim finish (MTxx): Polished Brass (BR) Brushed Nickel (SN)	_____	\$390
Magnetic pillow (MPxxxxx): White (WHPIL) Black (BKPIL)	_____	\$105
Cable drive waste & overflow: Chrome (CDCHCD)	_____	\$345
Cable drive waste & overflow, color-matched (CDxxxx): Biscuit (BICD) White (WHCD)	_____	\$390
Cable drive waste & overflow (CDxxxx): Oil Rubbed Bronze (OBCD) Polished Brass (BRCD) Brushed Nickel (SNCD)	_____	\$440
Chromatherapy, installed (CLM1)	_____	\$335
Inline heater - 1.5kW, factory installed: (whirlpool only) (HTH1)	_____	\$400
Wood shipping crate (PKCR)	_____	\$460
Rush order program* (DELQK)	_____	\$325
Residential delivery with lift gate* (DELLG)	_____	\$454

*For program terms and conditions, see page iii.

BASE PRICE (insert MSLP of base model selected in upper table)

+ \$ _____

OPTIONS SUB TOTAL

\$ _____

ORDER TOTAL

= \$ _____

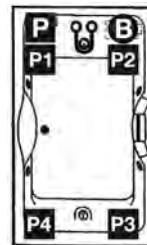
Customer Name: _____ Date: _____

Additional Information:

CLEARWATER

72 x 42 x 23 1/4

BASE MODEL	PKG. WT. LBS.	JETS	DRAIN	MODEL #	MSLP
<input type="checkbox"/> Whirlpool	247	8	Center Front	W7242R	\$4,328
<input type="checkbox"/> Air-Whirlpool	265	8	Center Front	W26LUX7242	\$6,049



ESTATE

PRODUCT FEATURES

- Two person bath
- Acrylic grab bar

For series features see section page.

ILLUSTRATION KEY

AIR-WHIRLPOOL MODELS

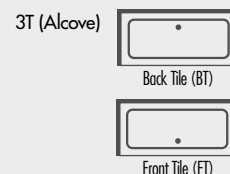
P = Pump Location

B = Blower Location

WHIRLPOOL ONLY MODELS

P = Pump Location

TILE FLANGE CONFIGURATIONS



OPTIONS (x = insert desired option code)	ENTER DESIRED OPTION CODE	MSLP
Cast acrylic stock color (COLxx): White (WH)	_____	No charge
Cast acrylic color upgrade (COLxx): Biscuit (BI)	_____	\$35
Cast acrylic premium color upgrade (COLUxx): Black (BK) Sterling Silver (ST)	_____	\$389
Pump location (PLxx): Standard Location (L1) Location 2 (L2) Location 3 (L3) Location 4 (L4) (whirlpool only)	_____	No charge
Color matched skirt (SKP72)	_____	\$895
Factory installed rigid ABS tile flange (AFxx): Back Tile (BT) Front Tile (FT)	_____	\$185
Metallic trim finish: Chrome (MTCH)	_____	\$315
Metallic trim finish (MTxx): Polished Brass (BR) Brushed Nickel (SN)	_____	\$390
Magnetic pillow (MPxxxxx): White (WHPIL) Black (BKPIL)	_____	\$105
Cable drive waste & overflow: Chrome (CDCHCD)	_____	\$345
Cable drive waste & overflow, color-matched (CDxxxx): Biscuit (BICD) White (WHCD)	_____	\$390
Cable drive waste & overflow (CDxxxx): Oil Rubbed Bronze (OBCD) Polished Brass (BRCD) Brushed Nickel (SNCD)	_____	\$440
Chromatherapy, installed (CLM1)	_____	\$335
Inline heater - 1.5kW, factory installed: (whirlpool only) (HTH1)	_____	\$400
Wood shipping crate (PKCR)	_____	\$460
Rush order program* (DELQK)	_____	\$325
Residential delivery with lift gate* (DELLG)	_____	\$454

*For program terms and conditions, see page iii.

BASE PRICE (insert MSLP of base model selected in upper table)

+ \$ _____

OPTIONS SUB TOTAL

\$ _____

ORDER TOTAL

= \$ _____

ORDERING KEY

In the part number, "xx" means an option code must be inserted.

Cast Acrylic stock color (COLxx): **part number**

option code → White (WH)

Example: COLxx + WH = COLWH
Cast Acrylic stock color in White

Manufacturer reserves the right to
discontinue models, colors, options
and trim finishes without notice.

Customer Name: _____ Date: _____

Additional Information: _____

ESTATE

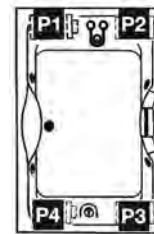
CLEARWATER JR.

65 ¾ x 42 x 23 ¼

PRODUCT FEATURES

- Two person bath
- Acrylic grab bar

BASE MODEL	PKG. WT. LBS.	JETS	DRAIN	MODEL #	MSLP
<input type="checkbox"/> Whirlpool	159	8	Center Front	W6642R	\$4,328



For series features see section page.

ILLUSTRATION KEY

AIR-WHIRLPOOL MODELS

P = Pump Location

B = Blower Location

WHIRLPOOL ONLY MODELS

■ = Pump Location

TILE FLANGE CONFIGURATIONS

3T (Alcove)



Back Tile (BT)



Front Tile (FT)

OPTIONS (x = insert desired option code)	ENTER DESIRED OPTION CODE	MSLP
Cast acrylic stock color (COLxx): White (WH)	_____	No charge
Cast acrylic color upgrade (COLxx): Biscuit (BI)	_____	\$35
Cast acrylic premium color upgrade (COLUxx): Black (BK) Sterling Silver (ST)	_____	\$389
Pump location (PLxx): Standard Location (L1) Location 2 (L2) Location 3 (L3) Location 4 (L4) (whirlpool only)	_____	No charge
Color matched skirt (SKP66)	_____	\$895
Factory installed rigid ABS tile flange (AFxx): Back Tile (BT) Front Tile (FT)	_____	\$185
Metallic trim finish: Chrome (MTCH)	_____	\$315
Metallic trim finish (MTxx): Polished Brass (BR) Brushed Nickel (SN)	_____	\$390
Magnetic pillow (MPxxxxx): White (WHPIL) Black (BKPIL)	_____	\$105
Cable drive waste & overflow: Chrome (CDCHCD)	_____	\$345
Cable drive waste & overflow, color-matched (CDxxxx): Biscuit (BICD) White (WHCD)	_____	\$390
Cable drive waste & overflow (CDxxxx): Oil Rubbed Bronze (OBCD) Polished Brass (BRCD) Brushed Nickel (SNCD)	_____	\$440
Chromatherapy, installed (CLM1)	_____	\$335
Inline heater - 1.5kW, factory installed: (whirlpool only) (HTH1)	_____	\$400
Wood shipping crate (PKCR)	_____	\$460
Rush order program* (DELQK)	_____	\$325
Residential delivery with lift gate* (DELLG)	_____	\$454

*For program terms and conditions, see page iii.

BASE PRICE (insert MSLP of base model selected in upper table)

+ \$ _____

OPTIONS SUB TOTAL

\$ _____

ORDER TOTAL

= \$ _____

ORDERING KEY

In the part number, "xx" means an option code must be inserted.

Cast Acrylic stock color (COLxx): ← part number

option code → White (WH)

Example: COLxx + WH = COLWH
Cast Acrylic stock color in White

Manufacturer reserves the right to discontinue models, colors, options and trim finishes without notice.

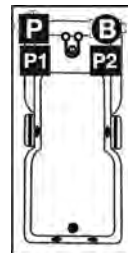
Customer Name: _____ Date: _____

Additional Information:

DAYTONA

71 1/2 x 36 1/4 x 23 1/4

BASE MODEL	PKG. WT. LBS.	JETS	DRAIN	MODEL #	MSLP
<input type="checkbox"/> Whirlpool	209	7	Univers.	W7236R	\$4,276
<input type="checkbox"/> Air-Whirlpool	258	7	Univers.	W28LUX7236	\$6,049



ESTATE

PRODUCT FEATURES

Acrylic grab bars

For series features see section page.

ILLUSTRATION KEY

AIR-WHIRLPOOL MODELS

P = Pump Location**B** = Blower Location

WHIRLPOOL ONLY MODELS

P = Pump Location

TILE FLANGE CONFIGURATIONS

3T (Alcove)



Left Tile (LT)



Right Tile (RT)

ORDERING KEY

In the part number, "xx" means an option code must be inserted.

Cast Acrylic stock color (COLxx) ← part number

option code → White (WH)

Example: COLxx + WH = COLWH
Cast Acrylic stock color in White

Manufacturer reserves the right to
discontinue models, colors, options
and trim finishes without notice.

OPTIONS (x = insert desired option code)	ENTER DESIRED OPTION CODE	MSLP
Cast acrylic stock color (COLxx): White (WH)	_____	No charge
Cast acrylic color upgrade (COLxx): Biscuit (BI)	_____	\$35
Cast acrylic premium color upgrade (COLUxx): Black (BK) Sterling Silver (ST)	_____	\$389
Pump location (PLxx): Standard Location (L1) Location 2 (L2) (whirlpool only)	_____	No charge
Color matched skirt (SKP72)	_____	\$895
Factory installed rigid ABS tile flange (AFxx): Left Tile (LT) Right Tile (RT)	_____	\$185
Metallic trim finish: Chrome (MTCH)	_____	\$315
Metallic trim finish (MTxx): Polished Brass (BR) Brushed Nickel (SN)	_____	\$390
Magnetic pillow (MPxxxxx): White (WHPIL) Black (BKPIL)	_____	\$105
Cable drive waste & overflow: Chrome (CDCHCD)	_____	\$345
Cable drive waste & overflow, color-matched (CDxxxx): Biscuit (BICD) White (WHCD)	_____	\$390
Cable drive waste & overflow (CDxxxx): Oil Rubbed Bronze (OBCD) Polished Brass (BRCD) Brushed Nickel (SNCD)	_____	\$440
Chromatherapy, installed (CLM1)	_____	\$335
Inline heater - 1.5kW, factory installed: (whirlpool only) (HTH1)	_____	\$400
Wood shipping crate (PKCR)	_____	\$460
Rush order program* (DELQK)	_____	\$325
Residential delivery with lift gate* (DELLG)	_____	\$454

*For program terms and conditions, see page iii.

BASE PRICE (insert MSLP of base model selected in upper table)

+ \$ _____

OPTIONS SUB TOTAL

\$ _____

ORDER TOTAL

= \$ _____

Customer Name: _____ Date: _____

Additional Information: _____

ESTATE

PRODUCT FEATURES

• Two person bath

For series features see section page.

ILLUSTRATION KEY

AIR-WHIRLPOOL MODELS

P = Pump Location

B = Blower Location

WHIRLPOOL ONLY MODELS

■ = Pump Location

TILE FLANGE CONFIGURATIONS

3T (Alcove)



Left Tile (LT)



Right Tile (RT)

ORDERING KEY

In the part number, "xx" means an option code must be inserted.

Cast Acrylic stock color (COLxx): ← part number

option code → White (WH)

Example: COLxx + WH = COLWH
Cast Acrylic stock color in White

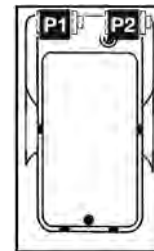
Manufacturer reserves the right to discontinue models, colors, options and trim finishes without notice.

PRICE LIST/ORDER FORM — PURCHASE ORDER REQUIRED

DEL RAY

72 x 47 ¾ x 24 ⅛

BASE MODEL	PKG. WT. LBS.	JETS	DRAIN	MODEL #	MSLP
<input type="checkbox"/> Whirlpool	254	8	Univers.	W7248R	\$4,681



OPTIONS (x = insert desired option code)	ENTER DESIRED OPTION CODE	MSLP
Cast acrylic stock color (COLxx): White (WH)	_____	No charge
Cast acrylic color upgrade (COLxx): Biscuit (BI)	_____	\$35
Cast acrylic premium color upgrade (COLUxx): Black (BK) Sterling Silver (ST)	_____	\$389
Pump location (PLxx): Standard Location (L1) Location 2 (L2) (whirlpool only)	_____	No charge
Color matched skirt (SKP72)	_____	\$895
Factory installed rigid ABS tile flange (AFxx): Left Tile (LT) Right Tile (RT)	_____	\$185
Metallic trim finish: Chrome (MTCH)	_____	\$315
Metallic trim finish (MTxx): Polished Brass (BR) Brushed Nickel (SN)	_____	\$390
Bolt-on grab bars (2) (BOGBxxx): Chrome (SS2) White (WH2) Biscuit (BI2)	_____	\$209
Bolt-on grab bars (BOGBxxx): Polished Brass (BR2) Brushed Nickel (SN2) Oil Rubbed Bronze (OB2)	_____	\$250
Magnetic pillow (MPxxxxx): White (WHPIL) Black (BKPIL)	_____	\$105
Cable drive waste & overflow: Chrome (CDCHCD)	_____	\$345
Cable drive waste & overflow, color-matched (CDxxxx): Biscuit (BICD) White (WHCD)	_____	\$390
Cable drive waste & overflow (CDxxxx): Oil Rubbed Bronze (OBCD) Polished Brass (BRCD) Brushed Nickel (SNCD)	_____	\$440
Chromatherapy, installed (CLM1)	_____	\$335
Inline heater - 1.5kW, factory installed: (whirlpool only) (HTH1)	_____	\$400
Wood shipping crate (PKCR)	_____	\$460
Rush order program* (DELQK)	_____	\$325
Residential delivery with lift gate* (DELLG)	_____	\$454

*For program terms and conditions, see page iii.

BASE PRICE (insert MSLP of base model selected in upper table)

+ \$ _____

OPTIONS SUB TOTAL

\$ _____

ORDER TOTAL

= \$ _____

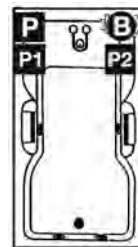
Customer Name: _____ Date: _____

Additional Information:

LAGUNA

59 ½ x 31 ½ x 22 ½

BASE MODEL	PKG. WT. LBS.	JETS	DRAIN	MODEL #	MSLP
<input type="checkbox"/> Whirlpool	182	7	Univers.	W6032D	\$3,790
<input type="checkbox"/> Air-Whirlpool	224	7	Univers.	W27LUX6032	\$5,644



ESTATE

PRODUCT FEATURES

· Acrylic grab bars

For series features see section page.

ILLUSTRATION KEY

AIR-WHIRLPOOL MODELS

P = Pump Location**B** = Blower Location

WHIRLPOOL ONLY MODELS

P = Pump Location

TILE FLANGE CONFIGURATIONS

3T (Alcove)



Left Tile (LT)



Right Tile (RT)

ORDERING KEY

In the part number, "xx" means an option code must be inserted.

Cast Acrylic stock color (COLxx) ← part number

option code → White (WH)

Example: COLxx + WH = COLWH
 Cast Acrylic stock color in White

 Manufacturer reserves the right to
 discontinue models, colors, options
 and trim finishes without notice.

OPTIONS (x = insert desired option code)	ENTER DESIRED OPTION CODE	MSLP
Cast acrylic stock color (COLxx): White (WH)	_____	No charge
Cast acrylic color upgrade (COLxx): Biscuit (BI)	_____	\$35
Cast acrylic premium color upgrade (COLUxx): Black (BK) Sterling Silver (ST)	_____	\$389
Pump location (PLxx): Standard Location (L1) Location 2 (L2) (whirlpool only)	_____	No charge
Color matched skirt (SKP60)	_____	\$895
Factory installed rigid ABS tile flange (AFxx): Left Tile (LT) Right Tile (RT)	_____	\$185
Metallic trim finish: Chrome (MTCH)	_____	\$315
Metallic trim finish (MTxx): Polished Brass (BR) Brushed Nickel (SN)	_____	\$390
Magnetic pillow (MPxxxxx): White (WHPIL) Black (BKPIL)	_____	\$105
Cable drive waste & overflow: Chrome (CDCHCD)	_____	\$345
Cable drive waste & overflow, color-matched (CDxxxx): Biscuit (BICD) White (WHCD)	_____	\$390
Cable drive waste & overflow (CDxxxx): Oil Rubbed Bronze (OBCD) Polished Brass (BRCD) Brushed Nickel (SNCD)	_____	\$440
Chromatherapy, installed (CLM1)	_____	\$335
Inline heater - 1.5kW, factory installed: (whirlpool only) (HTH1)	_____	\$400
Wood shipping crate (PKCR)	_____	\$460
Rush order program* (DELQK)	_____	\$325
Residential delivery with lift gate* (DELLG)	_____	\$454

*For program terms and conditions, see page iii.

BASE PRICE (insert MSLP of base model selected in upper table)

+ \$ _____

OPTIONS SUB TOTAL

\$ _____

ORDER TOTAL

= \$ _____

Customer Name: _____ Date: _____

Additional Information: _____

ESTATE

PAGOSA MOTIF

65 ¾ x 42 ½ x 24 ¼

PRODUCT FEATURES

• Two person bath

For series features see section page.

ILLUSTRATION KEY

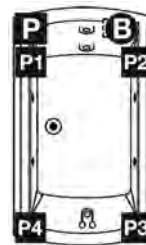
AIR-WHIRLPOOL MODELS

P = Pump Location

B = Blower Location

WHIRLPOOL ONLY MODELS

P = Pump Location



BASE MODEL	PKG. WT. LBS.	JETS	DRAIN	MODEL #	MSLP
<input type="checkbox"/> Whirlpool	216	9	Center Front	W6642M	\$4,378
<input type="checkbox"/> Air-Whirlpool	236	9	Center Front	W35LUX6642	\$6,049

OPTIONS (x = insert desired option code)	ENTER DESIRED OPTION CODE	MSLP
Cast acrylic stock color (COLxx): White (WH)	_____	No charge
Cast acrylic color upgrade (COLxx): Biscuit (BI)	_____	\$35
Cast acrylic premium color upgrade (COLUxx): Black (BK) Sterling Silver (ST)	_____	\$389
Metallic trim finish: Chrome (MTCH)	_____	\$315
Metallic trim finish (MTxx): Polished Brass (BR) Brushed Nickel (SN)	_____	\$390
Bolt-on grab bar (1) (BOGBxxx): Chrome (SS1) White (WH1) Biscuit (BI1)	_____	\$105
Bolt-on grab bar (1) (BOGBxxx): Polished Brass (BR1) Brushed Nickel (SN1) Oil Rubbed Bronze (OB1)	_____	\$129
Magnetic pillow (MPxxxxx): White (WHPIL) Black (BKPIL)	_____	\$105
Cable drive waste & overflow: Chrome (CDCHCD)	_____	\$345
Cable drive waste & overflow, color-matched (CDxxxx): Biscuit (BICD) White (WHCD)	_____	\$390
Cable drive waste & overflow (CDxxxx): Oil Rubbed Bronze (OBOD) Polished Brass (BRCD) Brushed Nickel (SNCD)	_____	\$440
Chromatherapy, installed (CLM1)	_____	\$335
Inline heater - 1.5kW, factory installed (whirlpool only) (HTH1)	_____	\$400
Wood shipping crate (PKCR)	_____	\$460
Rush order program* (DELQK)	_____	\$325
Residential delivery with lift gate* (DELLG)	_____	\$454

*For program terms and conditions, see page iii.

BASE PRICE (insert MSLP of base model selected in upper table)

+ \$ _____

OPTIONS SUB TOTAL

\$ _____

ORDER TOTAL

= \$ _____

ORDERING KEY

In the part number, "xx" means an option code must be inserted.

Cast Acrylic stock color (COLxx): ← part number

option code → White (WH)

Example: COLxx + WH = COLWH
Cast Acrylic stock color in White

Manufacturer reserves the right to discontinue models, colors, options and trim finishes without notice.

Customer Name: _____ Date: _____

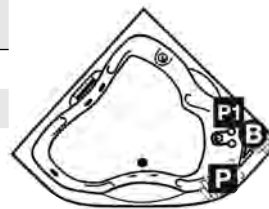
Additional Information:

ESTATE

POINT ARENA

60 x 60 x 24 ¾

BASE MODEL	PKG. WT. LBS.	JETS	DRAIN	MODEL #	MSLP
<input type="checkbox"/> Whirlpool	271	9	Center Front	W6060DC	\$5,047
<input type="checkbox"/> Air-Whirlpool	300	9	Center Front	W24LUX6060	\$6,601



PRODUCT FEATURES

- Two person bath
- Acrylic grab bar
- Sculpted armrests

For series features see section page.

ILLUSTRATION KEY

AIR-WHIRLPOOL MODELS

P = Pump Location**B** = Blower Location

WHIRLPOOL ONLY MODELS

P = Pump Location

OPTIONS (x = insert desired option code)	ENTER DESIRED OPTION CODE	MSLP
Cast acrylic stock color (COLxx): White (WH)	_____	No charge
Cast acrylic color upgrade (COLxx): Biscuit (BI)	_____	\$35
Cast acrylic premium color upgrade (COLUxx): Black (BK) Sterling Silver (ST)	_____	\$389
Metallic trim finish: Chrome (MTCH)	_____	\$315
Metallic trim finish (MTxx): Polished Brass (BR) Brushed Nickel (SN)	_____	\$390
Magnetic pillow (MPxxxxx): White (WHPIL) Black (BKPIL)	_____	\$105
Cable drive waste & overflow: Chrome (CDCHCD)	_____	\$345
Cable drive waste & overflow, color-matched (CDxxxx): Biscuit (BICD) White (WHCD)	_____	\$390
Cable drive waste & overflow (CDxxxx): Oil Rubbed Bronze (OBCD) Polished Brass (BRCD) Brushed Nickel (SNCD)	_____	\$440
Chromatherapy, installed (CLM1)	_____	\$335
Inline heater - 1.5kW, factory installed (whirlpool only) (HTH1)	_____	\$400
Wood shipping crate (PKCR)	_____	\$460
Rush order program* (DELQK)	_____	\$325
Quick ship program* (whirlpool only) (DELSN)	_____	No charge
Residential delivery with lift gate* (DELLG)	_____	\$454

*For program terms and conditions, see page iii.

BASE PRICE (insert MSLP of base model selected in upper table)

+ \$ _____

OPTIONS SUB TOTAL

\$ _____

ORDER TOTAL

= \$ _____

ORDERING KEY

In the part number, "xx" means an option code must be inserted.

Cast Acrylic stock color (COLxx): ← part number

option code → White (WH)

Example: COLxx + WH = COLWH
 Cast Acrylic stock color in White

 Manufacturer reserves the right to
 discontinue models, colors, options
 and trim finishes without notice.

Customer Name: _____ Date: _____

Additional Information: _____

ESTATE

PRODUCT FEATURES

• Sculpted armrests

For series features see section page.

ILLUSTRATION KEY

AIR-WHIRLPOOL MODELS

P = Pump Location

B = Blower Location

WHIRLPOOL ONLY MODELS

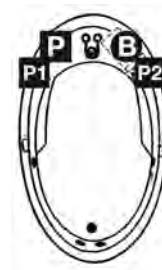
P = Pump Location

PRICE LIST/ORDER FORM — PURCHASE ORDER REQUIRED

POINT REYES

72 x 39 1/4 x 22 7/8

BASE MODEL	PKG. WT. LBS.	JETS	DRAIN	MODEL #	MSLP
<input type="checkbox"/> Whirlpool	194	7	Univers.	W7240R	\$4,591
<input type="checkbox"/> Air-Whirlpool	245	7	Univers.	W25LUX7240	\$6,049



OPTIONS (x = insert desired option code)	ENTER DESIRED OPTION CODE	MSLP
Cast acrylic stock color (COLxx): White (WH)	_____	No charge
Cast acrylic color upgrade (COLxx): Biscuit (BI)	_____	\$35
Cast acrylic premium color upgrade (COLUxx): Black (BK) Sterling Silver (ST)	_____	\$389
Pump location (PLxx): Standard Location (L1) Location 2 (L2) (whirlpool only)	_____	No charge
Metallic trim finish: Chrome (MTCH)	_____	\$315
Metallic trim finish (MTxx): Polished Brass (BR) Brushed Nickel (SN)	_____	\$390
Magnetic pillow (MPxxxxx): White (WHPIL) Black (BKPIL)	_____	\$105
Cable drive waste & overflow: Chrome (CDCHCD)	_____	\$345
Cable drive waste & overflow, color-matched (CDxxxx): Biscuit (BICD) White (WHCD)	_____	\$390
Cable drive waste & overflow (CDxxxx): Oil Rubbed Bronze (OBCD) Polished Brass (BRCD) Brushed Nickel (SNCD)	_____	\$440
Chromatherapy, installed (CLM1)	_____	\$335
Inline heater - 1.5kW, factory installed (whirlpool only) (HTH1)	_____	\$400
Wood shipping crate (PKCR)	_____	\$460
Rush order program* (DELQK)	_____	\$325
Residential delivery with lift gate* (DELLG)	_____	\$454

*For program terms and conditions, see page iii.

BASE PRICE (insert MSLP of base model selected in upper table)

+ \$ _____

OPTIONS SUB TOTAL

\$ _____

ORDER TOTAL

= \$ _____

ORDERING KEY

In the part number, "xx" means an option code must be inserted.

Cast Acrylic stock color (COLxx): ← part number

option code → White (WH)

Example: COLxx + WH = COLWH
Cast Acrylic stock color in White

Manufacturer reserves the right to discontinue models, colors, options and trim finishes without notice.

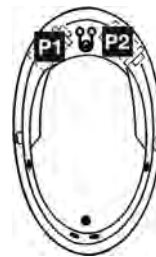
Customer Name: _____ Date: _____

Additional Information:

POINT REYES JR.

65 1/2 x 38 1/2 x 22 3/4

BASE MODEL	PKG. WT. LBS.	JETS	DRAIN	MODEL #	MSLP
<input type="checkbox"/> Whirlpool	230	7	Univers.	W66400	\$4,591



ESTATE

PRODUCT FEATURES

- Sculpted armrests

For series features see section page.

ILLUSTRATION KEY

AIR-WHIRLPOOL MODELS

P = Pump Location

B = Blower Location

WHIRLPOOL ONLY MODELS

P = Pump Location

OPTIONS (x = insert desired option code)	ENTER DESIRED OPTION CODE	MSLP
Cast acrylic stock color (COLxx): White (WH)	_____	No charge
Cast acrylic color upgrade (COLxx): Biscuit (BI)	_____	\$35
Cast acrylic premium color upgrade (COLUxx): Black (BK) Sterling Silver (ST)	_____	\$389
Pump location (PLxx): Standard Location (L1) Location 2 (L2) (whirlpool only)	_____	No charge
Metallic trim finish: Chrome (MTCH)	_____	\$315
Metallic trim finish (MTxx): Polished Brass (BR) Brushed Nickel (SN)	_____	\$390
Magnetic pillow (MPxxxxx): White (WHPIL) Black (BKPIL)	_____	\$105
Cable drive waste & overflow: Chrome (CDCHCD)	_____	\$345
Cable drive waste & overflow, color-matched (CDxxxx): Biscuit (BICD) White (WHCD)	_____	\$390
Cable drive waste & overflow (CDxxxx): Oil Rubbed Bronze (OBCD) Polished Brass (BRCD) Brushed Nickel (SNCD)	_____	\$440
Chromatherapy, installed (CLM1)	_____	\$335
Inline heater - 1.5kW, factory installed (whirlpool only) (HTH1)	_____	\$400
Wood shipping crate (PKCR)	_____	\$460
Rush order program* (DELQK)	_____	\$325
Residential delivery with lift gate* (DELLG)	_____	\$454

*For program terms and conditions, see page iii.

BASE PRICE (insert MSLP of base model selected in upper table)

+ \$ _____

OPTIONS SUB TOTAL

\$ _____

ORDER TOTAL

= \$ _____

ORDERING KEY

In the part number, "xx" means an option code must be inserted.

Cast Acrylic stock color (COLxx): ← **part number**
option code → White (WH)

Example: COLxx + WH = COLWH
 Cast Acrylic stock color in White

Customer Name: _____ Date: _____

Additional Information: _____

 Manufacturer reserves the right to
 discontinue models, colors, options
 and trim finishes without notice.

ESTATE

RIVIERA MOTIF

72 x 42 x 23 ¾

PRODUCT FEATURES

• Two person bath

For series features see section page.

ILLUSTRATION KEY

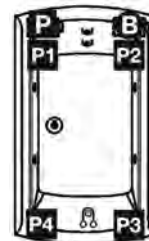
AIR-WHIRLPOOL MODELS

P = Pump Location

B = Blower Location

WHIRLPOOL ONLY MODELS

P = Pump Location



BASE MODEL	PKG. WT. LBS.	JETS	DRAIN	MODEL #	MSLP
<input type="checkbox"/> Whirlpool	249	9	Center Front	W7242M	\$4,449
<input type="checkbox"/> Air-Whirlpool	257	9	Center Front	W33LUX7242	\$6,236

OPTIONS (x = insert desired option code)	ENTER DESIRED OPTION CODE	MSLP
Cast acrylic stock color (COLxx): White (WH)	_____	No charge
Cast acrylic color upgrade (COLxx): Biscuit (BI)	_____	\$35
Cast acrylic premium color upgrade (COLUxx): Black (BK) Sterling Silver (ST)	_____	\$389
Pump location (PLxx): Standard Location (L1) Location 2 (L2) Location 3 (L3) Location 4 (L4) (whirlpool only)	_____	No charge
Metallic trim finish: Chrome (MTCH)	_____	\$315
Metallic trim finish (MTxx): Polished Brass (BR) Brushed Nickel (SN)	_____	\$390
Bolt-on grab bar (1) (BOGBxxx): Chrome (SS1) White (WH1) Biscuit (BI1)	_____	\$105
Bolt-on grab bar (1) (BOGBxxx): Polished Brass (BR1) Brushed Nickel (SN1) Oil Rubbed Bronze (OB1)	_____	\$129
Magnetic pillow (MPxxxxx): White (WHPIL) Black (BKPIL)	_____	\$105
Cable drive waste & overflow: Chrome (CDCHCD)	_____	\$345
Cable drive waste & overflow, color-matched (CDxxxx): Biscuit (BICD) White (WHCD)	_____	\$390
Cable drive waste & overflow (CDxxxx): Oil Rubbed Bronze (OBCD) Polished Brass (BRCD) Brushed Nickel (SNCD)	_____	\$440
Chromatherapy, installed (CLM1)	_____	\$335
Inline heater - 1.5kW, factory installed (whirlpool only) (HTH1)	_____	\$400
Wood shipping crate (PKCR)	_____	\$460
Rush order program* (DELQK)	_____	\$325
Residential delivery with lift gate* (DELLG)	_____	\$454

*For program terms and conditions, see page iii.

BASE PRICE (insert MSLP of base model selected in upper table)

+ \$ _____

OPTIONS SUB TOTAL

\$ _____

ORDER TOTAL

= \$ _____

ORDERING KEY

In the part number, "xx" means an option code must be inserted.

Cast Acrylic stock color (COLxx): **part number**

option code → White (WH)

Example: COLxx + WH = COLWH
Cast Acrylic stock color in White

Manufacturer reserves the right to discontinue models, colors, options and trim finishes without notice.

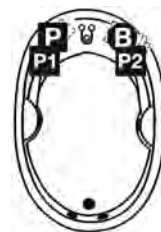
Customer Name: _____ Date: _____

Additional Information:

SAN SIMEON

60 x 37 ¾ x 20 ¼

BASE MODEL	PKG. WT. LBS.	JETS	DRAIN	MODEL #	MSLP
<input type="checkbox"/> Whirlpool	179	7	Univ.	W60380	\$4,007
<input type="checkbox"/> Air-Whirlpool	209	7	Univ.	W29LUX6038	\$5,773



ESTATE

PRODUCT FEATURES

- Sculpted armrests
- Note: Not a drop-in model. Deck must be built around unit.

For series features see section page.

ILLUSTRATION KEY

AIR-WHIRLPOOL MODELS

P = Pump Location

B = Blower Location

WHIRLPOOL ONLY MODELS

 = Pump Location

OPTIONS (x = insert desired option code)	ENTER DESIRED OPTION CODE	MSLP
Cast acrylic stock color (COLxx): White (WH)	_____	No charge
Cast acrylic color upgrade (COLxx): Biscuit (BI)	_____	\$35
Cast acrylic premium color upgrade (COLUxx): Black (BK) Sterling Silver (ST)	_____	\$389
Pump location (PLxx): Standard Location (L1) Location 2 (L2) (whirlpool only)	_____	No charge
Metallic trim finish: Chrome (MTCH)	_____	\$315
Metallic trim finish (MTxx): Polished Brass (BR) Brushed Nickel (SN)	_____	\$390
Magnetic pillow (MPxxxxx): White (WHPIL) Black (BKPIL)	_____	\$105
Cable drive waste & overflow: Chrome (CDCHCD)	_____	\$345
Cable drive waste & overflow, color-matched (CDxxxx): Biscuit (BICD) White (WHCD)	_____	\$390
Cable drive waste & overflow (CDxxxx): Oil Rubbed Bronze (OBCD) Polished Brass (BRCD) Brushed Nickel (SNCD)	_____	\$440
Chromatherapy, installed (CLM1)	_____	\$335
Inline heater - 1.5kW, factory installed (whirlpool only) (HTH1)	_____	\$400
Wood shipping crate (PKCR)	_____	\$460
Rush order program* (DELQK)	_____	\$325
Residential delivery with lift gate* (DELLG)	_____	\$454

*For program terms and conditions, see page iii.

BASE PRICE (insert MSLP of base model selected in upper table)

+ \$ _____

OPTIONS SUB TOTAL

\$ _____

ORDER TOTAL

= \$ _____

ORDERING KEY

In the part number, "xx" means an option code must be inserted.

Cast Acrylic stock color (COLxx): **part number**

option code → White (WH)

Example: COLxx + WH = COLWH
 Cast Acrylic stock color in White

 Manufacturer reserves the right to
 discontinue models, colors, options
 and trim finishes without notice.

Customer Name: _____ Date: _____

Additional Information: _____

SANTA CLARA

60 x 35 x 23 1/2

ESTATE

PRODUCT FEATURES

- Sculpted armrests
- Integral tile flange
- Integral skirt with removable front access panels
- Skirted models only available in White and Biscuit

For series features see section page.

ILLUSTRATION KEY

AIR-WHIRLPOOL MODELS

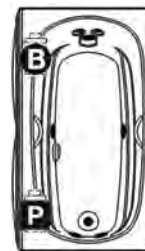
P = Pump Location

B = Blower Location

WHIRLPOOL ONLY MODELS

P = Pump Location

BASE MODEL	PKG. WT. LBS.	JETS	DRAIN	MODEL #	MSLP
<input type="checkbox"/> Whirlpool	135	7	Left	W6032ISL	\$4,219
<input type="checkbox"/> Whirlpool	135	7	Right	W6032ISR	\$4,219
<input type="checkbox"/> Air-Whirlpool	292	7	Left	W32LUX6032ISL	\$6,073
<input type="checkbox"/> Air-Whirlpool	292	7	Right	W32LUX6032ISR	\$6,073



*Shown with optional bolt-on grab bars

OPTIONS (x = insert desired option code)	ENTER DESIRED OPTION CODE	MSLP
Cast acrylic stock color (COLxx): Biscuit (BI) White (WH)		No charge
Cast acrylic color upgrade (COLxx): Biscuit (BI)		\$35
Acrylic premium color upgrade (COLUxx): Black (BK) Sterling Silver (ST)		\$389
Metallic trim finish: Chrome (MTCH)		\$315
Metallic trim finish (MTxx): Polished Brass (BR) Brushed Nickel (SN)		\$390
Bolt-on grab bars (2) (BOGBxxx): Chrome (SS2) White (WH2) Biscuit (BI2)		No charge
Bolt-on grab bars (2) (BOGBxxx): Polished Brass (BR2) Brushed Nickel (SN2) Oil Rubbed Bronze (OB2)		\$250
Magnetic pillow (MPxxxxx): White (WHPIL) Black (BKPIL)		\$105
Cable drive waste & overflow: Chrome (CDCHCD)		\$345
Cable drive waste & overflow, color-matched (CDxxxx): Biscuit (BICD) White (WHCD)		\$390
Cable drive waste & overflow (CDxxxx): Oil Rubbed Bronze (OBCD) Polished Brass (BRCD) Brushed Nickel (SNCD)		\$440
Chromatherapy, installed (CLM1)		\$335
Inline heater - 1.5kW, factory installed (whirlpool only) (HTH1)		\$400
Wood shipping crate (PKCR)		\$460
Rush order program* (DELQK)		\$325
Residential delivery with lift gate* (DELLG)		\$454

*For program terms and conditions, see page iii.

BASE PRICE (insert MSLP of base model selected in upper table)

+ \$ _____

OPTIONS SUB TOTAL

\$ _____

ORDER TOTAL

= \$ _____

ORDERING KEY

In the part number, "xx" means an option code must be inserted.

Cast Acrylic stock color (COLxx): ← part number

option code → White (WH)

Example: COLxx + WH = COLWH
Cast Acrylic stock color in White

Manufacturer reserves the right to discontinue models, colors, options and trim finishes without notice.

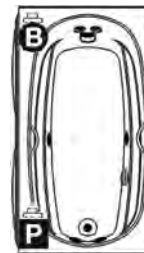
Customer Name: _____ Date: _____

Additional Information:

SANTA CRUZ

66 x 36 x 23 ¾

BASE MODEL	PKG. WT. LBS.	JETS	DRAIN	MODEL #	MSLP
<input type="checkbox"/> Whirlpool	153	7	Left	W6636ISL	\$4,816
<input type="checkbox"/> Whirlpool	153	7	Right	W6636ISR	\$4,816
<input type="checkbox"/> Air-Whirlpool	292	7	Left	W31LUX6636ISL	\$6,439
<input type="checkbox"/> Air-Whirlpool	292	7	Right	W31LUX6636ISR	\$6,439



ESTATE

PRODUCT FEATURES

- Bolt-on grab bars (2): color matched (Biscuit or White), Chrome
 - Sculpted armrests
 - Integral tile flange
 - Integral skirt with removable front access panels
 - Skirted models only available in White and Biscuit
- For series features see section page.

ILLUSTRATION KEY

AIR-WHIRLPOOL MODELS

P = Pump Location

B = Blower Location

WHIRLPOOL ONLY MODELS

P = Pump Location

TILE FLANGE CONFIGURATIONS

OPTIONS (x = insert desired option code)	ENTER DESIRED OPTION CODE	MSLP
Cast acrylic stock color (COLxx): Biscuit (BI) White (WH)	_____	No charge
Cast acrylic color upgrade (COLxx): Biscuit (BI)	_____	\$35
Acrylic premium color upgrade (COLUxx): Black (BK) Sterling Silver (ST)	_____	\$389
Metallic trim finish: Chrome (MTCH)	_____	\$315
Metallic trim finish (MTxx): Polished Brass (BR) Brushed Nickel (SN)	_____	\$390
Bolt-on grab bars (2) (BOGBxxx): Chrome (SS2) White (WH2) Biscuit (BI2)	_____	No charge
Bolt-on grab bars (2) (BOGBxxx): Polished Brass (BR2) Brushed Nickel (SN2) Oil Rubbed Bronze (OB2)	_____	\$250
Magnetic pillow (MPxxxxx): White (WHPIL) Black (BKPIL)	_____	\$105
Cable drive waste & overflow: Chrome (CDCHCD)	_____	\$345
Cable drive waste & overflow, color-matched (CDxxxx): Biscuit (BICD) White (WHCD)	_____	\$390
Cable drive waste & overflow (CDxxxx): Oil Rubbed Bronze (OB2) Polished Brass (BR2) Brushed Nickel (SN2)	_____	\$440
Chromatherapy, installed (CLM1)	_____	\$335
Inline heater - 1.5kW, factory installed (whirlpool only) (HTHT)	_____	\$400
Wood shipping crate (PKCR)	_____	\$460
Rush order program* (DELQK)	_____	\$325
Residential delivery with lift gate* (DELLG)	_____	\$454

*For program terms and conditions, see page iii.

BASE PRICE (insert MSLP of base model selected in upper table)

+ \$ _____

OPTIONS SUB TOTAL

\$ _____

ORDER TOTAL

= \$ _____

ORDERING KEY

In the part number, "xx" means an option code must be inserted.

Cast Acrylic stock color (COLxx) ← **part number**

option code → White (WH)

Example: COLxx + WH = COLWH
Cast Acrylic stock color in White

Manufacturer reserves the right to discontinue models, colors, options and trim finishes without notice.

Customer Name: _____ Date: _____

Additional Information: _____

ESTATE

PRODUCT FEATURES

For series features see section page.

ILLUSTRATION KEY

AIR-WHIRLPOOL MODELS

P = Pump Location

B = Blower Location

WHIRLPOOL ONLY MODELS

■ = Pump Location

TILE FLANGE CONFIGURATIONS

3T (Alcove)



Left Tile (LT)



Right Tile (RT)

ORDERING KEY

In the part number, "xx" means an option code must be inserted.

Cast Acrylic stock color (COLxx): ← part number

option code → White (WH)

Example: COLxx + WH = COLWH
Cast Acrylic stock color in White

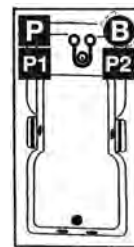
Manufacturer reserves the right to discontinue models, colors, options and trim finishes without notice.

PRICE LIST/ORDER FORM — PURCHASE ORDER REQUIRED

SOUTH PADRE

66 ¼ x 36 x 23

BASE MODEL	PKG. WT. LBS.	JETS	DRAIN	MODEL #	MSLP
<input type="checkbox"/> Whirlpool	203	7	Univers.	W6636R	\$4,276
<input type="checkbox"/> Air-Whirlpool	248	7	Univers.	W22LUX6636	\$5,912



OPTIONS (x = insert desired option code)	ENTER DESIRED OPTION CODE	MSLP
Cast acrylic stock color (COLxx): White (WH)	_____	No charge
Cast acrylic color upgrade (COLxx): Biscuit (BI)	_____	\$35
Cast acrylic premium color upgrade (COLUxx): Black (BK) Sterling Silver (ST)	_____	\$389
Pump location (PLxx): Standard Location (L1) Location 2 (L2) (whirlpool only)	_____	No charge
Factory installed rigid ABS tile flange (AFxx): Left Tile (LT) Right Tile (RT)	_____	\$185
Color matched skirt (SKP66)	_____	\$895
Metallic trim finish: Chrome (MTCH)	_____	\$315
Metallic trim finish (MTxx): Polished Brass (BR) Brushed Nickel (SN)	_____	\$390
Magnetic pillow (MPxxxxx): White (WHPIL) Black (BKPIL)	_____	\$105
Cable drive waste & overflow: Chrome (CDCHCD)	_____	\$345
Cable drive waste & overflow, color-matched (CDxxxx): Biscuit (BICD) White (WHCD)	_____	\$390
Cable drive waste & overflow (CDxxxx): Oil Rubbed Bronze (OBCD) Polished Brass (BRCD) Brushed Nickel (SNCD)	_____	\$440
Chromatherapy, installed (CLM1)	_____	\$335
Inline heater - 1.5kW, factory installed (whirlpool only) (HTH1)	_____	\$400
Wood shipping crate (PKCR)	_____	\$460
Rush order program* (DELQK)	_____	\$325
Residential delivery with lift gate* (DELLG)	_____	\$454

*For program terms and conditions, see page iii.

BASE PRICE (insert MSLP of base model selected in upper table)

+ \$ _____

OPTIONS SUB TOTAL

\$ _____

ORDER TOTAL

= \$ _____

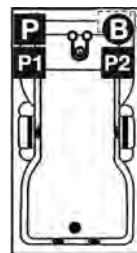
Customer Name: _____ Date: _____

Additional Information:

SUNSET

59 3/8 x 35 7/8 x 23 1/2

BASE MODEL	PKG. WT. LBS.	JETS	DRAIN	MODEL #	MSLP
<input type="checkbox"/> Whirlpool	196	7	Univers.	W6036R	\$4,174
<input type="checkbox"/> Air-Whirlpool	251	7	Univers.	W30LUX6036	\$5,773



ESTATE

PRODUCT FEATURES

- Acrylic grab bars

For series features see section page.

ILLUSTRATION KEY

AIR-WHIRLPOOL MODELS

P = Pump Location

B = Blower Location

WHIRLPOOL ONLY MODELS

P = Pump Location

TILE FLANGE CONFIGURATIONS

3T (Alcove)



Left Tile (LT)



Right Tile (RT)

OPTIONS (x = insert desired option code)	ENTER DESIRED OPTION CODE	MSLP
Cast acrylic stock color (COLxx): White (WH)	_____	No charge
Cast acrylic color upgrade (COLxx): Biscuit (BI)	_____	\$35
Cast acrylic premium color upgrade (COLUxx): Black (BK) Sterling Silver (ST)	_____	\$389
Color matched skirt (SKP60)	_____	\$855
Pump location (PLxx): Standard Location (L1) Location 2 (L2) (whirlpool only)	_____	No charge
Factory installed rigid ABS tile flange (AFxx): Left Tile (LT) Right Tile (RT)	_____	\$185
Metallic trim finish: Chrome (MTCH)	_____	\$315
Metallic trim finish (MTxx): Polished Brass (BR) Brushed Nickel (SN)	_____	\$390
Magnetic pillow (MPxxxxx): White (WHPIL) Black (BKPIL)	_____	\$105
Cable drive waste & overflow: Chrome (CDCHCD)	_____	\$345
Cable drive waste & overflow, color-matched (CDxxxx): Biscuit (BICD) White (WHCD)	_____	\$390
Cable drive waste & overflow (CDxxxx): Oil Rubbed Bronze (OBCD) Polished Brass (BRCD) Brushed Nickel (SNCD)	_____	\$440
Chromatherapy, installed (CLM1)	_____	\$335
Inline heater - 1.5kW, factory installed (whirlpool only) (HTH1)	_____	\$400
Wood shipping crate (PKCR)	_____	\$460
Rush order program* (DELQK)	_____	\$325
Residential delivery with lift gate* (DELLG)	_____	\$454

*For program terms and conditions, see page iii.

BASE PRICE (insert MSLP of base model selected in upper table)

+ \$ _____

OPTIONS SUB TOTAL

\$ _____

ORDER TOTAL

= \$ _____

ORDERING KEY

In the part number, "xx" means an option code must be inserted.

Cast Acrylic stock color (COLxx) ← **part number**

option code → White (WH)

Example: COLxx + WH = COLWH
 Cast Acrylic stock color in White

 Manufacturer reserves the right to
 discontinue models, colors, options
 and trim finishes without notice.

Customer Name: _____ Date: _____

Additional Information: _____

ESTATE

PRODUCT FEATURES

- Two person bath
- Acrylic grab bar
- Sculpted armrests

For series features see section page.

ILLUSTRATION KEY

AIR-WHIRLPOOL MODELS

P = Pump Location

B = Blower Location

WHIRLPOOL ONLY MODELS

■ = Pump Location

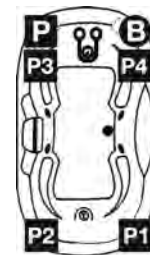
TILE FLANGE CONFIGURATIONS

PRICE LIST/ORDER FORM — PURCHASE ORDER REQUIRED

UNIVERSAL OVAL

70 x 41 ¾ x 26 ¼

BASE MODEL	PKG. WT. LBS.	JETS	DRAIN	MODEL #	MSLP
<input type="checkbox"/> Whirlpool	219	8	Center Front	W7242RU0	\$4,667
<input type="checkbox"/> Air-Whirlpool	256	8	Center Front	W21LUX7042	\$6,049



OPTIONS (x = insert desired option code)	ENTER DESIRED OPTION CODE	MSLP
Cast acrylic stock color (COLxx): White (WH)	_____	No charge
Cast acrylic color upgrade (COLxx): Biscuit (BI)	_____	\$35
Cast acrylic premium color upgrade (COLUxx): Black (BK) Sterling Silver (ST)	_____	\$389
Pump location (PLxx): Standard Location (L1) Location 2 (L2) Location 3 (L3) Location 4 (L4) (whirlpool only)	_____	No charge
Factory installed rigid ABS tile flange (AFxx): Left Tile (LT) Right Tile (RT)	_____	\$185
Metallic trim finish: Chrome (MTCH)	_____	\$315
Metallic trim finish (MTxx): Polished Brass (BR) Brushed Nickel (SN)	_____	\$390
Magnetic pillow (MPxxxxx): White (WHPIL) Black (BKPIL)	_____	\$105
Cable drive waste & overflow: Chrome (CDCHCD)	_____	\$345
Cable drive waste & overflow, color-matched (CDxxxx): Biscuit (BICD) White (WHCD)	_____	\$390
Cable drive waste & overflow (CDxxxx): Oil Rubbed Bronze (OBCD) Polished Brass (BRCD) Brushed Nickel (SNCD)	_____	\$440
Chromatherapy, installed (CLM1)	_____	\$335
Inline heater - 1.5kW, factory installed (whirlpool only) (HTH1)	_____	\$400
Wood shipping crate (PKCR)	_____	\$460
Rush order program* (DELQK)	_____	\$325
Quick ship program* (whirlpool only) (DELSN)	_____	No charge
Residential delivery with lift gate* (DELLG)	_____	\$454

*For program terms and conditions, see page iii.

BASE PRICE (insert MSLP of base model selected in upper table)

+ \$ _____

OPTIONS SUB TOTAL

\$ _____

ORDER TOTAL

= \$ _____

ORDERING KEY

In the part number, "xx" means an option code must be inserted.

Cast Acrylic stock color (COLxx): **← part number**

option code → White (WH)

Example: COLxx + WH = COLWH
Cast Acrylic stock color in White

Manufacturer reserves the right to discontinue models, colors, options and trim finishes without notice.

Customer Name: _____ Date: _____

Additional Information:

Serenity



Features (all models)

- Deep, ergonomic bathing well
- Pre-leveled support base (systems; excludes freestanding and skirted models)
- Slip resistant floor
- Premium cast acrylic surface
- Limited lifetime warranty

SYSTEM FEATURES *(standard)*

Air Bath

- Perimeter air injectors
- Variable speed heated-air blower
- Automated purge and dry system
- Electronic control with wave and pulse features
- LED Chromatherapy (island and skirted models)

HotSoak

- 2 low-profile circulation portals
- 1.5 kW inline maintenance heater
- Ultra-quiet low flow circulation pump
- Electronic one-touch on/off control
- Heat-bent rigid PVC piping

DriftBath

- Up to 70 water portals
- Quiet, energy-efficient .75 hp pump with integrated heat-transfer
- Electronic control
- 4 high-intensity LED Chromatherapy
- Available in White or Biscuit

SERENITY

PRODUCT FEATURES

For series features see section page.

ILLUSTRATION KEY

○ = Blower or Pump Location

TILE FLANGE CONFIGURATIONS

3T (Alcove)



Left Tile (LT)



Right Tile (RT)

ORDERING KEY

In the part number, "xx" means an option code must be inserted.

Cast Acrylic stock color (COLxx): ← part number

option code → White (WH)

Example: COLxx + WH = COLWH
Cast Acrylic stock color in White

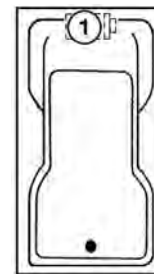
Manufacturer reserves the right to discontinue models, colors, options and trim finishes without notice.

PRICE LIST/ORDER FORM — PURCHASE ORDER REQUIRED

BAYPORT 6032

FORMERLY SERENITY 4

59 ½ x 32 x 24



BASE MODEL	PKG. WT. LBS.	DRAIN	MODEL #	MSLP
<input type="checkbox"/> Soaker	179	Univ.ers.	W4AIR6032T0	\$1,692
<input type="checkbox"/> HotSoak	209	Univ.ers.	W4AIR6032HS	\$2,792
<input type="checkbox"/> Air bath	209	Univ.ers.	W4AIR6032	\$3,851
<input type="checkbox"/> DriftBath	220	Univ.ers.	W4AIR6032DB	\$5,154

OPTIONS (x = insert desired option code)	ENTER DESIRED OPTION CODE	MSLP
Cast acrylic stock color (COLxx): White (WH)	_____	No charge
Cast acrylic color upgrade (COLxx): Biscuit (BI)	_____	\$35
Cast acrylic premium color upgrade (COLUxx): Black (BK) Sterling Silver (ST) Note: DriftBath models available in White and Biscuit only.	_____	\$389
Metallic finish suction fitting (MSxx): HotSoak premium color models only Chrome (CH) Polished Brass (BR) Brushed Nickel (SN)	_____	No charge
Color matched skirt (SKP60)	_____	\$855
Factory installed rigid ABS tile flange (AFxx): Left Tile (LT) Right Tile (RT)	_____	\$185
1" Low profile deck (LPD1) Note: skirt option not available with low profile deck	_____	\$180
Bolt-on grab bars (2) (BOGBxxx): Chrome (SS2) White (WH2) Biscuit (BI2)	_____	\$209
Bolt-on grab bars (2) (BOGBxxx): Polished Brass (BR2) Brushed Nickel (SN2) Oil Rubbed Bronze (OB2)	_____	\$250
Magnetic pillow (MPxxxxx): White (WHPIL) Black (BKPIL)	_____	\$105
Cable drive waste & overflow: Chrome (CDCHCD)	_____	\$345
Cable drive waste & overflow, color-matched (CDxxxx): Biscuit (BICD) White (WHCD)	_____	\$390
Cable drive waste & overflow (CDxxxx): Oil Rubbed Bronze (OBCD) Polished Brass (BRCD) Brushed Nickel (SNCD)	_____	\$440
Remote blower wiring kit for remote blower installation (RBK1) Air bath only. Piping and additional parts may be required.	_____	\$185
Remote control kit (includes remote control, control box and short cable) (RCK1) Air bath only.	_____	\$420
Chromatherapy, installed (CLM1) HotSoak only	_____	\$335
Wood shipping crate (PKCR)	_____	\$460
Rush order program* (DELQK)	_____	\$325
Residential delivery with lift gate* (DELLG)	_____	\$454

*For program terms and conditions, see page iii.

BASE PRICE (insert MSLP of base model selected in upper table)

+ \$ _____

OPTIONS SUB TOTAL

\$ _____

ORDER TOTAL

= \$ _____

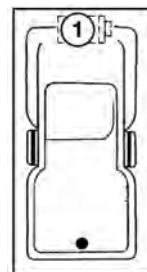
Customer Name: _____ Date: _____

Additional Information:

BAYPORT 6636 FORMERLY SERENITY 5

65 3/4 x 35 3/8 x 24 1/4

BASE MODEL	PKG. WT. LBS.	DRAIN	MODEL #	MSLP
<input type="checkbox"/> Soaker	181	Univers.	W5AIR6636TO	\$1,805
<input type="checkbox"/> HotSoak	221	Univers.	W5AIR6636HS	\$3,287
<input type="checkbox"/> Air bath	221	Univers.	W5AIR6636	\$3,987
<input type="checkbox"/> DriftBath	233	Univers.	W5AIR6636DB	\$5,564



OPTIONS (x = insert desired option code)	ENTER DESIRED OPTION CODE	MSLP
Cast acrylic stock color (COLxx): White (WH)	_____	No charge
Cast acrylic color upgrade (COLxx): Biscuit (BI)	_____	\$35
Cast acrylic premium color upgrade (COLxx): Black (BK) Sterling Silver (ST) Note: DriftBath models available in White and Biscuit only.	_____	\$389
Metallic finish suction fitting (MSxx): HotSoak premium color models only Chrome (CH) Polished Brass (BR) Brushed Nickel (SN)	_____	No charge
Color matched skirt (SKP66)	_____	\$895
Factory installed rigid ABS tile flange (AFxx): Left Tile (LT) Right Tile (RT)	_____	\$185
1" Low profile deck (LPD1) Note: skirt option not available with low profile deck	_____	\$180
Magnetic pillow (MPxxxxx): White (WHPIL) Black (BKPIL)	_____	\$105
Cable drive waste & overflow: Chrome (CDCHCD)	_____	\$345
Cable drive waste & overflow, color-matched (CDxxxx): Biscuit (BICD) White (WHCD)	_____	\$390
Cable drive waste & overflow (CDxxxx): Oil Rubbed Bronze (OBCD) Polished Brass (BRCD) Brushed Nickel (SNCD)	_____	\$440
Remote blower wiring kit for remote blower installation (RBK1) Air bath only. Piping and additional parts may be required.	_____	\$185
Remote control kit (includes remote control, control box and short cable) (RCK1) Air bath only.	_____	\$420
Chromatherapy, installed (CLM1) HotSoak only	_____	\$335
Wood shipping crate (PKCR)	_____	\$460
Rush order program* (DELQK)	_____	\$325
Residential delivery with lift gate* (DELLG)	_____	\$454

*For program terms and conditions, see page iii.

BASE PRICE (insert MSLP of base model selected in upper table)

+ \$ _____

OPTIONS SUB TOTAL

\$ _____

ORDER TOTAL

= \$ _____

Customer Name: _____ Date: _____

Additional Information: _____

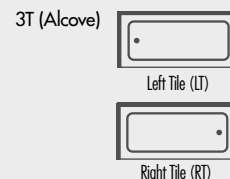
**AQUATIC**
The bath people**SERENITY****PRODUCT FEATURES**

- Acrylic grab bars
- Raised seat

For series features see section page.

ILLUSTRATION KEY

○ = Blower or Pump Location

TILE FLANGE CONFIGURATIONS**ORDERING KEY**

In the part number, "xx" means an option code must be inserted.

Cast Acrylic stock color ((COLxx)) ← part number

option code → White (WH)

Example: COLxx + WH = COLWH
Cast Acrylic stock color in White

Manufacturer reserves the right to discontinue models, colors, options and trim finishes without notice.

SERENITY

PRODUCT FEATURES

• Raised seat

For series features see section page.

ILLUSTRATION KEY

○ = Blower or Pump Location

TILE FLANGE CONFIGURATIONS

3T (Alcove)



Left Tile (LT)



Right Tile (RT)

ORDERING KEY

In the part number, "xx" means an option code must be inserted.

Cast Acrylic stock color (COLxx): ← part number

option code → White (WH)

Example: COLxx + WH = COLWH
Cast Acrylic stock color in White

Manufacturer reserves the right to discontinue models, colors, options and trim finishes without notice.

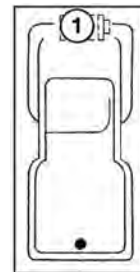
PRICE LIST/ORDER FORM — PURCHASE ORDER REQUIRED

BAYPORT 7236

FORMERLY SERENITY 3

71 ¼ x 36 x 23 ¼

BASE MODEL	PKG. WT. LBS.	DRAIN	MODEL #	MSLP
<input type="checkbox"/> Soaker	215	Univers.	W3AIR7236TO	\$2,102
<input type="checkbox"/> HotSoak	245	Univers.	W3AIR7236HS	\$3,275
<input type="checkbox"/> Air bath	245	Univers.	W3AIR7236	\$4,214
<input type="checkbox"/> DriftBath	256	Univers.	W3AIR7236DB	\$5,564



OPTIONS (x = insert desired option code)	ENTER DESIRED OPTION CODE	MSLP
Cast acrylic stock color (COLxx): White (WH)	_____	No charge
Cast acrylic color upgrade (COLxx): Biscuit (BI)	_____	\$35
Cast acrylic premium color upgrade (COLUxx): Black (BK) Sterling Silver (ST) Note: DriftBath models available in White and Biscuit only.	_____	\$389
Metallic finish suction fitting (MSxx): HotSoak premium color models only Chrome (CH) Polished Brass (BR) Brushed Nickel (SN)	_____	No charge
Color matched skirt (SKP72)	_____	\$895
Factory installed rigid ABS tile flange (AFxx): Left Tile (LT) Right Tile (RT)	_____	\$185
1" Low profile deck (LPD1) Note: skirt option not available with low profile deck	_____	\$180
Bolt-on grab bars (2) (BOGBxxx): Chrome (SS2) White (WH2) Biscuit (BI2)	_____	\$209
Bolt-on grab bars (2) (BOGBxxx): Polished Brass (BR2) Brushed Nickel (SN2) Oil Rubbed Bronze (OB2)	_____	\$250
Magnetic pillow (MPxxxxx): White (WHPIL) Black (BKPIL)	_____	\$105
Cable drive waste & overflow: Chrome (CDCHCD)	_____	\$345
Cable drive waste & overflow, color-matched (CDxxxx): Biscuit (BICD) White (WHCD)	_____	\$390
Cable drive waste & overflow (CDxxxx): Oil Rubbed Bronze (OB2) Polished Brass (BR2) Brushed Nickel (SN2)	_____	\$440
Remote blower wiring kit for remote blower installation (RBK1) Air bath only. Piping and additional parts may be required.	_____	\$185
Remote control kit (includes remote control, control box and short cable) (RCK1) Air bath only.	_____	\$420
Chromatherapy, installed (CLM1) HotSoak only	_____	\$335
Wood shipping crate (PKCR)	_____	\$460
Rush order program* (DELQK)	_____	\$325
Residential delivery with lift gate* (DELLG)	_____	\$454

*For program terms and conditions, see page iii.

BASE PRICE (insert MSLP of base model selected in upper table)

+ \$ _____

OPTIONS SUB TOTAL

\$ _____

ORDER TOTAL

= \$ _____

Customer Name: _____ Date: _____

Additional Information:



AQUATIC
The bath people

SERENITY

CARRINGTON 6638CF

FORMERLY SERENITY 13

66 x 38 x 26

BASE MODEL	PKG. WT. LBS.	DRAIN	MODEL #	MSLP
<input type="checkbox"/> Soaker	309	Center Front	W13AIR6638FTO	\$6,055
<input type="checkbox"/> Air bath	339	Center Front	W13AIR6638F	\$6,505



PRODUCT FEATURES

- Two person bath
- Pedestal, interior bathing well and exterior can be different colors
- Remote blower kit with 25 ft. cabling and remote control (air bath only)
- Wood shipping crate

For series features see section page.

OPTIONS (x = insert desired option code)	ENTER DESIRED OPTION CODE	MSLP
Cast acrylic stock color, interior bathing well (ICOLxx): White (WH)	_____	No charge
Cast acrylic color upgrade, interior bathing well (ICOLxx): Biscuit (BI)	_____	\$35
Cast acrylic premium color upgrade, interior bathing well (ICOLUxx): Black (BK) Sterling Silver (ST)	_____	\$389
Cast acrylic stock color, exterior shell (ECOLxx): White (WH)	_____	No charge
Cast acrylic color upgrade, exterior shell (ECOLxx): Biscuit (BI)	_____	\$35
Cast acrylic premium color upgrade, exterior shell (ECOLUxx): Black (BK) Sterling Silver (ST)	_____	\$389
Cast acrylic stock color, pedestal (PCOLxx): White (WH)	_____	No charge
Cast acrylic color upgrade, pedestal (PCOLxx): Biscuit (BI)	_____	\$35
Cast acrylic premium color upgrade, pedestal (PCOLUxx): Black (BK) Sterling Silver (ST)	_____	\$389
Freestanding waste & overflow (FDxxxx): Chrome (CHCD)	_____	\$330
Freestanding waste & overflow (FDxxxx): White (WHCD)	_____	\$450
Freestanding waste & overflow (FDxxxx): Oil Rubbed Bronze (OBCD) Polished Brass (BRCD) Brushed Nickel (SNCD)	_____	\$515
Rush order program* (DELQK)	_____	\$325
Quick ship program* (DELSN)	_____	No charge
Residential delivery with lift gate* (DELLG)	_____	\$454
*For program terms and conditions, see page iii.		

BASE PRICE (insert MSLP of base model selected in upper table)

+ \$ _____

OPTIONS SUB TOTAL

\$ _____

ORDER TOTAL

= \$ _____

ORDERING KEY

In the part number, "xx" means an option code must be inserted.

Cast Acrylic stock color (COLxx): ← **part number**

option code → White (WH)

Example: COLxx + WH = COLWH

Cast Acrylic stock color in White

Manufacturer reserves the right to discontinue models, colors, options and trim finishes without notice.

Customer Name: _____ Date: _____

Additional Information: _____

CARRINGTON 7240C

FORMERLY SERENITY 12

71 3/4 x 39 5/8 x 23 3/4



PRODUCT FEATURES

• Two person bath

For series features see section page.

ILLUSTRATION KEY

○ = Blower or Pump Location

BASE MODEL	PKG. WT. LBS.	DRAIN	MODEL #	MSLP
<input type="checkbox"/> Soaker	165	Center Front	W12AIR7240TO	\$2,374
<input type="checkbox"/> HotSoak	195	Center Front	W12AIR7240HS	\$3,557
<input type="checkbox"/> Air bath	195	Center Front	W12AIR7240	\$4,642

OPTIONS (x = insert desired option code)	ENTER DESIRED OPTION CODE	MSLP
Cast acrylic stock color (COLxx): White (WH)	_____	No charge
Cast acrylic color upgrade (COLxx): Biscuit (BI)	_____	\$35
Cast acrylic premium color upgrade (COLUxx): Black (BK) Sterling Silver (ST)	_____	\$389
Metallic finish suction fitting (MSxx): HotSoak premium color models only Chrome (CH) Polished Brass (BR) Brushed Nickel (SN)	_____	No charge
Pump / blower location (PLxx): Standard Location (L1) Location 2 (L2) Refer to drawing for location choices.	_____	No charge
Cable drive waste & overflow: Chrome (CDCHCD)	_____	\$345
Cable drive waste & overflow, color-matched (CDxxxx): Biscuit (BICD) White (WHCD)	_____	\$390
Cable drive waste & overflow (CDxxxx): Oil Rubbed Bronze (OBCD) Polished Brass (BRCD) Brushed Nickel (SNCD)	_____	\$440
Remote blower wiring kit for remote blower installation (RBK1) Air bath only. Piping and additional parts may be required.	_____	\$185
Remote control kit (includes remote control, control box and short cable) (RCK1) Air bath only.	_____	\$420
Chromatherapy, installed (CLM1) HotSoak only	_____	\$335
Wood shipping crate (PKCR)	_____	\$460
Rush order program* (DELQK)	_____	\$325
Residential delivery with lift gate* (DELLG)	_____	\$454

*For program terms and conditions, see page iii.

BASE PRICE (insert MSLP of base model selected in upper table)

+ \$ _____

OPTIONS SUB TOTAL

\$ _____

ORDER TOTAL

= \$ _____

ORDERING KEY

In the part number, "xx" means an option code must be inserted.

Cast Acrylic stock color (COLxx): ← part number

option code → White (WH)

Example: COLxx + WH = COLWH
Cast Acrylic stock color in White

Manufacturer reserves the right to discontinue models, colors, options and trim finishes without notice.

Customer Name: _____ Date: _____

Additional Information:

CARRINGTON 7240CF

FORMERLY SERENITY 1 1

71 3/4 x 39 5/8 x 27

BASE MODEL	PKG. WT. LBS.	DRAIN	MODEL #	MSLP
<input type="checkbox"/> Soaker	519	Center Front	W11AIR7240PT0	\$6,717
<input type="checkbox"/> Air bath	549	Center Front	W11AIR7240P	\$7,224



OPTIONS (x = insert desired option code)	ENTER DESIRED OPTION CODE	MSLP
Cast acrylic stock color, interior bathing well (ICOLxx): White (WH)	_____	No charge
Cast acrylic color upgrader, interior bathing well (ICOLxx): Biscuit (BI)	_____	\$35
Cast acrylic premium color upgrade, interior bathing well (ICOLxx): Black (BK) Sterling Silver (ST)	_____	\$389
Cast acrylic stock color, exterior shell (ECOLxx): White (WH)	_____	No charge
Cast acrylic color upgrade, exterior shell (ECOLxx): Biscuit (BI)	_____	\$35
Cast acrylic premium color upgrade, exterior shell (ECOLxx): Black (BK) Sterling Silver (ST)	_____	\$389
Cast acrylic stock color, pedestal (PCOLxx): White (WH)	_____	No charge
Cast acrylic color upgrade, pedestal (PCOLxx): Biscuit (BI)	_____	\$35
Cast acrylic premium color upgrade, pedestal (PCOLxx): Black (BK) Sterling Silver (ST)	_____	\$389
Freestanding waste & overflow (FDxxxx): Chrome (CHCD)	_____	\$330
Freestanding waste & overflow (FDxxxx): White (WHCD)	_____	\$450
Freestanding waste & overflow (FDxxxx): Oil Rubbed Bronze (OBCD) Polished Brass (BRCD) Brushed Nickel (SNCD)	_____	\$515
Rush order program* (DELQK)	_____	\$325
Quick ship program* (White Airbath only) (DELSN)	_____	No charge
Residential delivery with lift gate* (DELLG)	_____	\$454

*For program terms and conditions, see page iii.

BASE PRICE (insert MSLP of base model selected in upper table)

+ \$ _____

OPTIONS SUB TOTAL

\$ _____

ORDER TOTAL

= \$ _____

Customer Name: _____ Date: _____

Additional Information: _____



AQUATIC

The bath people

SERENITY

PRODUCT FEATURES

- Two person bath
- Pedestal, interior bathing well and exterior can be different colors
- Remote blower kit with 25 ft. cabling and remote control (air bath only)
- Wood shipping crate

For series features see section page.

ORDERING KEY

In the part number, "xx" means an option code must be inserted.

Cast Acrylic stock color (COLxx) ← part number

option code → White (WH)

Example: COLxx + WH = COLWH

Cast Acrylic stock color in White

Manufacturer reserves the right to discontinue models, colors, options and trim finishes without notice.

CURVE 6036

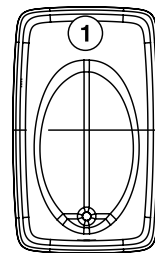
FORMERLY SERENITY 52

60 x 36 x 22

SERENITY

PRODUCT FEATURES

BASE MODEL	PKG. WT. LBS.	DRAIN	MODEL #	MSLP
<input type="checkbox"/> Soaker	128	Universal	W52AIR6036TO	\$1,889
<input type="checkbox"/> HotSoak	158	Universal	W52AIR6036HS	\$3,142
<input type="checkbox"/> Air bath	158	Universal	W52AIR6036	\$4,165
<input type="checkbox"/> DriftBath	179	Universal	W52AIR6036DB	\$5,441



For series features see section page.

ILLUSTRATION KEY

○ = Blower or Pump Location

OPTIONS (x = insert desired option code)	ENTER DESIRED OPTION CODE	MSLP
Cast acrylic stock color (COLxx): White (WH)	_____	No charge
Cast acrylic color upgrade (COLxx): Biscuit (BI)	_____	\$35
Cast acrylic premium color upgrade (COLUxx): Black (BK) Sterling Silver (ST) Note: DriftBath models available in White and Biscuit only.	_____	\$389
Metallic finish suction fitting (MSxx): HotSoak premium color models only Chrome (CH) Polished Brass (BR) Brushed Nickel (SN)	_____	No charge
Magnetic pillow (MPxxxxx): White (WHPIL) Black (BKPIL)	_____	\$105
Cable drive waste & overflow: Chrome (CDCHCD)	_____	\$345
Cable drive waste & overflow, color-matched (CDxxxx): Biscuit (BICD) White (WHCD)	_____	\$390
Cable drive waste & overflow (CDxxxx): Oil Rubbed Bronze (OBOD) Polished Brass (BRCD) Brushed Nickel (SNCD)	_____	\$440
Linear waste & overflow (LDxxxx): Chrome (CHLO)	_____	\$345
Linear waste & overflow (LDxxxx): Biscuit (BILO) White (WHLO)	_____	\$390
Linear waste & overflow (LDxxxx): Oil Rubbed Bronze (OBLO) Brushed Nickel (SNLO)	_____	\$440
Remote blower wiring kit for remote blower installation (RBK1) Air bath only. Piping and additional parts may be required.	_____	\$185
Remote control kit (includes remote control, control box and short cable) (RCK1) Air bath only.	_____	\$420
Chromatherapy, installed (CLM1) HotSoak only	_____	\$335
Wood shipping crate (PKCR)	_____	\$460
Rush order program* (DELQK)	_____	\$325
Quick ship program* (DELSN)	_____	No charge
Residential delivery with lift gate* (DELLG)	_____	\$454

*For program terms and conditions, see page iii.

ORDERING KEY

In the part number, "xx" means an option code must be inserted.

Cast Acrylic stock color (COLxx): ← part number

option code → White (WH)

Example: COLxx + WH = COLWH
Cast Acrylic stock color in White

BASE PRICE (insert MSLP of base model selected in upper table)

+ \$ _____

OPTIONS SUB TOTAL

\$ _____

ORDER TOTAL

= \$ _____

Customer Name: _____ Date: _____

Additional Information:

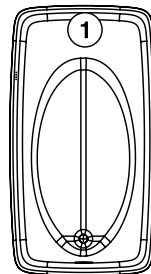
Manufacturer reserves the right to discontinue models, colors, options and trim finishes without notice.

CURVE 6636

FORMERLY SERENITY 53

66 x 36 x 22

BASE MODEL	PKG. WT. LBS.	DRAIN	MODEL #	MSLP
<input type="checkbox"/> Soaker	159	Universal	W53AIR6636TO	\$2,018
<input type="checkbox"/> HotSoak	189	Universal	W53AIR6636HS	\$3,296
<input type="checkbox"/> Air bath	189	Universal	W53AIR6636	\$4,350
<input type="checkbox"/> DriftBath	201	Universal	W53AIR6636DB	\$5,647



OPTIONS (x = insert desired option code)	ENTER DESIRED OPTION CODE	MSLP
Cast acrylic stock color (COLxx): White (WH)	_____	No charge
Cast acrylic color upgrade (COLxx): Biscuit (BI)	_____	\$35
Cast acrylic premium color upgrade (COLUxx): Black (BK) Sterling Silver (ST)	_____	\$389
Note: DriftBath models available in White and Biscuit only.	_____	
Metallic finish suction fitting (MSxx): HotSoak premium color models only	_____	No charge
Chrome (CH) Polished Brass (BR) Brushed Nickel (SN)	_____	
Magnetic pillow (MPxxxxx): White (WHPIL) Black (BKPIL)	_____	\$105
Cable drive waste & overflow: Chrome (CDCHCD)	_____	\$345
Cable drive waste & overflow, color-matched (CDxxxx): Biscuit (BICD) White (WHCD)	_____	\$390
Cable drive waste & overflow (CDxxxx): Oil Rubbed Bronze (OBCD) Polished Brass (BRCD) Brushed Nickel (SNCD)	_____	\$440
Linear waste & overflow (LDxxxx): Chrome (CHLO)	_____	\$345
Linear waste & overflow (LDxxxx): Biscuit (BILO) White (WHLO)	_____	\$390
Linear waste & overflow (LDxxxx): Oil Rubbed Bronze (OBLO) Brushed Nickel (SNLO)	_____	\$440
Remote blower wiring kit for remote blower installation (RBK1) Air bath only.	_____	\$185
Piping and additional parts may be required.	_____	
Remote control kit (includes remote control, control box and short cable) (RCK1) Air bath only.	_____	\$420
Chromatherapy, installed (CLM1) HotSoak only	_____	\$335
Wood shipping crate (PKCR)	_____	\$460
Rush order program* (DELQK)	_____	\$325
Quick ship program* (DELSN)	_____	No charge
Residential delivery with lift gate* (DELLG)	_____	\$454

*For program terms and conditions, see page iii.

BASE PRICE (insert MSLP of base model selected in upper table)

+ \$ _____

OPTIONS SUB TOTAL

\$ _____

ORDER TOTAL

= \$ _____

Customer Name: _____ Date: _____

Additional Information: _____



AQUATIC

The bath people

SERENITY

PRODUCT FEATURES

For series features see section page.

ILLUSTRATION KEY

= Blower or Pump Location

ORDERING KEY

In the part number, "xx" means an option code must be inserted.

Cast Acrylic stock color ((COLxx)) ← part number

option code → White (WH)

Example: COLxx + WH = COLWH

Cast Acrylic stock color in White

Manufacturer reserves the right to discontinue models, colors, options and trim finishes without notice.

SERENITY

PRODUCT FEATURES

For series features see section page.

ILLUSTRATION KEY

○ = Blower or Pump Location

ORDERING KEY

In the part number, "xx" means an option code must be inserted.

Cast Acrylic stock color (COLxx): ← part number

option code → White (WH)

Example: COLxx + WH = COLWH
Cast Acrylic stock color in White

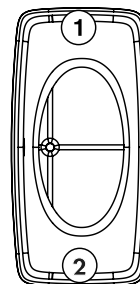
Manufacturer reserves the right to discontinue models, colors, options and trim finishes without notice.

PRICE LIST/ORDER FORM — PURCHASE ORDER REQUIRED

CURVE 7236C

FORMERLY SERENITY 54

72 x 36 x 22



BASE MODEL	PKG. WT. LBS.	DRAIN	MODEL #	MSLP
<input type="checkbox"/> Soaker	194	Center	W54AIR7236TO	\$2,187
<input type="checkbox"/> HotSoak	224	Center	W54AIR7236HS	\$3,324
<input type="checkbox"/> Air bath	224	Center	W54AIR7236	\$4,642
<input type="checkbox"/> DriftBath	235	Center	W54AIR7236DB	\$5,742

OPTIONS (x = insert desired option code)	ENTER DESIRED OPTION CODE	MSLP
Cast acrylic stock color (COLxx): White (WH)	_____	No charge
Cast acrylic color upgrade (COLxx): Biscuit (BI)	_____	\$35
Cast acrylic premium color upgrade (COLUxx): Black (BK) Sterling Silver (ST) Note: DriftBath models available in White and Biscuit only.	_____	\$389
Metallic finish suction fitting (MSxx): HotSoak premium color models only Chrome (CH) Polished Brass (BR) Brushed Nickel (SN)	_____	No charge
Pump / blower location (PLxx): Standard Location (L1) Location 2 (L2) Refer to drawing for location choices.	_____	No charge
Magnetic pillow (MPxxxxx): White (WHPIL) Black (BKPIL)	_____	\$105
Cable drive waste & overflow: Chrome (CDCHCD)	_____	\$345
Cable drive waste & overflow, color-matched (CDxxxx): Biscuit (BICD) White (WHCD)	_____	\$390
Cable drive waste & overflow (CDxxxx): Oil Rubbed Bronze (OBCD) Polished Brass (BRCD) Brushed Nickel (SNCD)	_____	\$440
Linear waste & overflow (LDxxxx): Chrome (CHLO)	_____	\$345
Linear waste & overflow (LDxxxx): Biscuit (BILO) White (WHLO)	_____	\$390
Linear waste & overflow (LDxxxx): Oil Rubbed Bronze (OBLO) Brushed Nickel (SNLO)	_____	\$440
Remote blower wiring kit for remote blower installation (RBK1) Air bath only. Piping and additional parts may be required.	_____	\$185
Remote control kit (includes remote control, control box and short cable) (RCK1) Air bath only.	_____	\$420
Chromatherapy, installed (CLM1) HotSoak only	_____	\$335
Wood shipping crate (PKCR)	_____	\$460
Rush order program* (DELQK)	_____	\$325
Residential delivery with lift gate* (DELLG)	_____	\$454

*For program terms and conditions, see page iii.

BASE PRICE (insert MSLP of base model selected in upper table)

+ \$ _____

OPTIONS SUB TOTAL

\$ _____

ORDER TOTAL

= \$ _____

Customer Name: _____ Date: _____

Additional Information:

DELILAH 6638CF FORMERLY SERENITY 37

66 x 38 x 29

BASE MODEL	PKG. WT. LBS.	DRAIN	MODEL #	MSLP
<input type="checkbox"/> Soaker	255	Center Front	W37AIR6638TO	\$5,764
<input type="checkbox"/> Air bath	285	Center Front	W37AIR6638	\$6,201



OPTIONS (x = insert desired option code)	ENTER DESIRED OPTION CODE	MSLP
Cast acrylic stock color, interior bathing well (ICOLxx): White (WH)	_____	No charge
Cast acrylic color upgrade, interior bathing well (ICOLxx): Biscuit (BI)	_____	\$35
Cast acrylic premium color upgrade, interior bathing well (ICOLUxx): Black (BK) Sterling Silver (ST)	_____	\$389
Cast acrylic stock color, exterior shell (ECOLxx): White (WH)	_____	No charge
Cast acrylic color upgrade, exterior shell (ECOLxx): Biscuit (BI)	_____	\$35
Cast acrylic premium color upgrade, exterior shell (ECOLUxx): Black (BK) Sterling Silver (ST)	_____	\$389
Freestanding waste & overflow (FDxxxx): Chrome (CHCD)	_____	\$330
Freestanding waste & overflow (FDxxxx): White (WHCD)	_____	\$450
Freestanding waste & overflow (FDxxxx): Oil Rubbed Bronze (OBCD) Polished Brass (BRCD) Brushed Nickel (SNCD)	_____	\$515
Claw feet (FTXX): Oil Rubbed Bronze (OB) Polished Brass (PB) Brushed Nickel (BN) White (WH)	_____	No charge
Rush order program* (DELQK)	_____	\$325
Residential delivery with lift gate* (DELLG)	_____	\$454

*For program terms and conditions, see page iii.

BASE PRICE (insert MSLP of base model selected in upper table)

+ \$ _____

OPTIONS SUB TOTAL

\$ _____

ORDER TOTAL

= \$ _____

Customer Name: _____ Date: _____

Additional Information: _____

**AQUATIC**

The bath people

SERENITY**PRODUCT FEATURES**

- Two person bath
- Interior bathing well and exterior can be different colors
- Remote blower kit with 25 ft. cabling and remote control (air bath only)
- Wood shipping crate
- Claw feet (Chrome standard)

For series features see section page.

ORDERING KEY

In the part number, "xx" means an option code must be inserted.

Cast Acrylic stock color (COLxx) ← **part number****option code** → White (WH)**Example:** COLxx + WH = COLWH

Cast Acrylic stock color in White

Manufacturer reserves the right to discontinue models, colors, options and trim finishes without notice.

SERENITY

PRODUCT FEATURES

- Two person bath
- Interior bathing well and exterior can be different colors
- Remote blower kit with 25 ft. cabling and remote control (air bath only)
- Wood shipping crate
- Claw feet (Chrome standard)

For series features see section page.

PRICE LIST/ORDER FORM — PURCHASE ORDER REQUIRED

DELILAH 7240CF

FORMERLY SERENITY 10

71 3/4 x 39 5/8 x 29 1/4

BASE MODEL	PKG. WT. LBS.	DRAIN	MODEL #	MSLP
<input type="checkbox"/> Soaker	487	Center Front	W10AIR7240T0	\$6,717
<input type="checkbox"/> Air bath	517	Center Front	W10AIR7240	\$7,224



OPTIONS (x = insert desired option code)	ENTER DESIRED OPTION CODE	MSLP
Cast acrylic stock color, interior bathing well (ICOLxx): White (WH)	_____	No charge
Cast acrylic color upgrade, interior bathing well (ICOLxx): Biscuit (BI)	_____	\$35
Cast acrylic premium color upgrade, interior bathing well (ICOLUxx): Black (BK) Sterling Silver (ST)	_____	\$389
Cast acrylic stock color, exterior shell (ECOLxx): White (WH)	_____	No charge
Cast acrylic color upgrade, exterior shell (ECOLxx): Biscuit (BI)	_____	\$35
Cast acrylic premium color upgrade, exterior shell (ECOLUxx): Black (BK) Sterling Silver (ST)	_____	\$389
Freestanding waste & overflow (FDxxxx): Chrome (CHCD)	_____	\$330
Freestanding waste & overflow (FDxxxx): White (WHCD)	_____	\$450
Freestanding waste & overflow (FDxxxx): Oil Rubbed Bronze (OBCD) Polished Brass (BRCD) Brushed Nickel (SNCD)	_____	\$515
Claw feet (FTXX): Chrome (CH) Oil Rubbed Bronze (OB) Polished Brass (PB) Brushed Nickel (BN) White (WH)	_____	No charge
Rush order program* (DELQK)	_____	\$325
Residential delivery with lift gate* (DELLG)	_____	\$454

*For program terms and conditions, see page iii.

BASE PRICE (insert MSLP of base model selected in upper table)

+ \$ _____

OPTIONS SUB TOTAL

\$ _____

ORDER TOTAL

= \$ _____

ORDERING KEY

In the part number, "xx" means an option code must be inserted.

Cast Acrylic stock color (COLxx): ← part number

option code → White (WH)

Example: COLxx + WH = COLWH
Cast Acrylic stock color in White

Manufacturer reserves the right to discontinue models, colors, options and trim finishes without notice.

Customer Name: _____ Date: _____

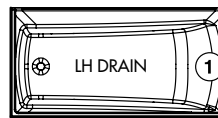
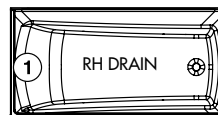
Additional Information:

ELLIS 6030S

FORMERLY SERENITY 48

60 x 30 x 22 ¾

BASE MODEL	PKG. WT. LBS.	DRAIN	MODEL #	MSLP
<input type="checkbox"/> Soaker	113	LH or RH	W48AIR6030TO	\$1,752
<input type="checkbox"/> HotSoak	143	LH or RH	W48AIR6030HS	\$2,953
<input type="checkbox"/> Air bath	143	LH or RH	W48AIR6030	\$4,054
<input type="checkbox"/> DriftBath	154	LH or RH	W48AIR6030DB	\$5,221



OPTIONS (x = insert desired option code)	ENTER DESIRED OPTION CODE	MSLP
Cast acrylic stock color (COLxx): White (WH)	_____	No charge
Cast acrylic color upgrade (COLxx): Biscuit (BI)	_____	\$35
Cast acrylic premium color upgrade (COLxx): Black (BK) Sterling Silver (ST)	_____	\$389
Note: DriftBath models available in White and Biscuit only.	_____	
Metallic finish suction fitting (MSxx): HotSoak premium color models only	_____	No charge
Chrome (CH) Polished Brass (BR) Brushed Nickel (SN)	_____	
Drain Location (DLxx) Left Hand (LH) Right Hand (RH)	_____	No charge
Magnetic pillow (MPxxxxx): White (WHPIL) Black (BKPIL)	_____	\$105
Cable drive waste & overflow: Chrome (CDCHCD)	_____	\$345
Cable drive waste & overflow, color-matched (CDxxxx): Biscuit (BICD) White (WHCD)	_____	\$390
Cable drive waste & overflow (CDxxxx): Oil Rubbed Bronze (OBCD) Polished Brass (BRCD) Brushed Nickel (SNCD)	_____	\$440
Linear waste & overflow (LDxxxx): Chrome (CHLO)	_____	\$345
Linear waste & overflow (LDxxxx): Biscuit (BILO) White (WHLO)	_____	\$390
Linear waste & overflow (LDxxxx): Oil Rubbed Bronze (OBLO) Brushed Nickel (SNLO)	_____	\$440
Remote blower wiring kit for remote blower installation (RBK1) Air bath only.	_____	\$185
Piping and additional parts may be required.	_____	
Remote control kit (includes remote control, control box and short cable) (RCK1) Air bath only.	_____	\$420
Chromatherapy, installed (CLM1) HotSoak only	_____	\$335
Wood shipping crate (PKCR)	_____	\$460
Rush order program* (DELOK)	_____	\$325
Residential delivery with lift gate* (DELLG)	_____	\$454

*For program terms and conditions, see page iii.

BASE PRICE (insert MSLP of base model selected in upper table)

+ \$ _____

OPTIONS SUB TOTAL

\$ _____

ORDER TOTAL

= \$ _____

Customer Name: _____ Date: _____

Additional Information: _____

SERENITY

PRODUCT FEATURES

- Deep bathing well
- Extended skirt allows for above-the-floor installation of waste, overflow and drainage
- Integral tiling flange (3T)

For series features see section page.

ILLUSTRATION KEY

 = Blower or Pump Location

ORDERING KEY

In the part number, "xx" means an option code must be inserted.

Cast Acrylic stock color ((COLxx)) ← part number

option code → White (WH)

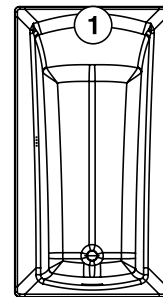
Example: COLxx + WH = COLWH
Cast Acrylic stock color in White

Manufacturer reserves the right to discontinue models, colors, options and trim finishes without notice.

ELLIS 6032

FORMERLY SERENITY 50

60 x 32 x 22



SERENITY

PRODUCT FEATURES

BASE MODEL	PKG. WT. LBS.	DRAIN	MODEL #	MSLP
<input type="checkbox"/> Soaker	118	Universal	W50AIR6032TO	\$1,813
<input type="checkbox"/> HotSoak	148	Universal	W50AIR6032HS	\$2,928
<input type="checkbox"/> Air bath	148	Universal	W50AIR6032	\$4,067
<input type="checkbox"/> DriftBath	168	Universal	W50AIR6032DB	\$5,235

For series features see section page.

ILLUSTRATION KEY

○ = Blower or Pump Location

TILE FLANGE CONFIGURATIONS

3T (Alcove)



Left Tile (LT)



Right Tile (RT)

OPTIONS (x = insert desired option code)

ENTER DESIRED
OPTION CODE

MSLP

Cast acrylic stock color (COLxx): White (WH)	_____	No charge
Cast acrylic color upgrade (COLxx): Biscuit (BI)	_____	\$35
Cast acrylic premium color upgrade (COLUxx): Black (BK) Sterling Silver (ST)	_____	\$389
Note: DriftBath models available in White and Biscuit only.		
Metallic finish suction fitting (MSxx): HotSoak premium color models only	_____	No charge
Chrome (CH) Polished Brass (BR) Brushed Nickel (SN)	_____	No charge
Integral tile flange (IFxx): Left Tile (LT) Right Tile (RT)	_____	\$185
Bolt-on grab bars (2) (BOGBxxx): Chrome (SS2) White (WH2) Biscuit (BI2)	_____	\$209
Bolt-on grab bars (2) (BOGBxxx): Polished Brass (BR2) Brushed Nickel (SN2) Oil Rubbed Bronze (OB2)	_____	\$250
Magnetic pillow (MPxxxxx): White (WHPIL) Black (BKPIL)	_____	\$105
Cable drive waste & overflow: Chrome (CDCHCD)	_____	\$345
Cable drive waste & overflow, color-matched (CDxxxx): Biscuit (BICD) White (WHCD)	_____	\$390
Cable drive waste & overflow (CDxxxx): Oil Rubbed Bronze (OBCD) Polished Brass (BRCD) Brushed Nickel (SNCD)	_____	\$440
Linear waste & overflow (LDxxxx): Chrome (CHLO)	_____	\$345
Linear waste & overflow (LDxxxx): Biscuit (BILO) White (WHLO)	_____	\$390
Linear waste & overflow (LDxxxx): Oil Rubbed Bronze (OBLO) Brushed Nickel (SNLO)	_____	\$440
Remote blower wiring kit for remote blower installation (RBK1) Air bath only.	_____	\$185
Piping and additional parts may be required.		
Remote control kit (includes remote control, control box and short cable) (RCK1) Air bath only.	_____	\$420
Chromatherapy, installed (CLM1) HotSoak only	_____	\$335
Wood shipping crate (PKCR)	_____	\$460
Rush order program* (DELQK)	_____	\$325
Residential delivery with lift gate* (DELLG)	_____	\$454

*For program terms and conditions, see page iii.

BASE PRICE (insert MSLP of base model selected in upper table)

+ \$ _____

OPTIONS SUB TOTAL

\$ _____

ORDER TOTAL

= \$ _____

Customer Name: _____ Date: _____

Additional Information:

In the part number, "xx" means an option code must be inserted.

Cast Acrylic stock color (COLxx): ← part number

option code → White (WH)

Example: COLxx + WH = COLWH
Cast Acrylic stock color in White

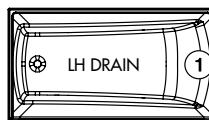
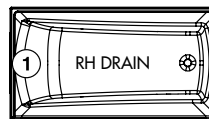
Manufacturer reserves the right to discontinue models, colors, options and trim finishes without notice.

ELLIS 6032S

FORMERLY SERENITY 49

60 x 32 x 22 3/4

BASE MODEL	PKG. WT. LBS.	DRAIN	MODEL #	MSLP
<input type="checkbox"/> Soaker	120	LH or RH	W49AIR6032TO	\$1,809
<input type="checkbox"/> HotSoak	150	LH or RH	W49AIR6032HS	\$3,010
<input type="checkbox"/> Air bath	150	LH or RH	W49AIR6032	\$4,111
<input type="checkbox"/> DriftBath	161	LH or RH	W49AIR6032DB	\$5,221



OPTIONS (x = insert desired option code)	ENTER DESIRED OPTION CODE	MSLP
Cast acrylic stock color (COLxx): White (WH)	_____	No charge
Cast acrylic color upgrade (COLxx): Biscuit (BI)	_____	\$35
Cast acrylic premium color upgrade (COLUxx): Black (BK) Sterling Silver (ST)	_____	\$389
Note: DriftBath models available in White and Biscuit only.	_____	
Metallic finish suction fitting (MSxx): HotSoak premium color models only	_____	
Chrome (CH) Polished Brass (BR) Brushed Nickel (SN)	_____	No charge
Drain Location (DLxx): Left Hand (LH) Right Hand (RH)	_____	No charge
Magnetic pillow (MPxxxxx): White (WHPIL) Black (BKPIL)	_____	\$105
Cable drive waste & overflow: Chrome (CDCHCD)	_____	\$345
Cable drive waste & overflow, color-matched (CDxxxx): Biscuit (BICD) White (WHCD)	_____	\$390
Cable drive waste & overflow (CDxxxx): Oil Rubbed Bronze (OBCD) Polished Brass (BRCD) Brushed Nickel (SNCD)	_____	\$440
Linear waste & overflow (LDxxxx): Chrome (CHLO)	_____	\$345
Linear waste & overflow (LDxxxx): Biscuit (BILO) White (WHLO)	_____	\$390
Linear waste & overflow (LDxxxx): Oil Rubbed Bronze (OBLO) Brushed Nickel (SNLO)	_____	\$440
Remote blower wiring kit for remote blower installation (RBK1) Air bath only.	_____	\$185
Piping and additional parts may be required.	_____	
Remote control kit (includes remote control, control box and short cable) (RCK1) Air bath only.	_____	\$420
Chromatherapy, installed (CLM1) HotSoak only	_____	\$335
Wood shipping crate (PKCR)	_____	\$460
Rush order program* (DELQK)	_____	\$325
Quick ship program* (DELSN)	_____	No charge
Residential delivery with lift gate* (DELLG)	_____	\$454

*For program terms and conditions, see page iii.

BASE PRICE (insert MSLP of base model selected in upper table)

+ \$ _____

OPTIONS SUB TOTAL

\$ _____

ORDER TOTAL

= \$ _____

Customer Name: _____ Date: _____

Additional Information: _____



AQUATIC

The bath people

SERENITY

PRODUCT FEATURES

- Deep bathing well
- Extended skirt allows for above-the-floor installation of waste, overflow and drainage
- Integral tiling flange (3T)

For series features see section page.

ILLUSTRATION KEY

= Blower or Pump Location

ORDERING KEY

In the part number, "xx" means an option code must be inserted.

Cast Acrylic stock color ((COLxx)) ← part number

option code → White (WH)

Example: COLxx + WH = COLWH

Cast Acrylic stock color in White

Manufacturer reserves the right to discontinue models, colors, options and trim finishes without notice.

SERENITY

PRODUCT FEATURES

For series features see section page.

ILLUSTRATION KEY

○ = Blower or Pump Location

TILE FLANGE CONFIGURATIONS

3T (Alcove)



Left Tile (LT)



Right Tile (RT)

ORDERING KEY

In the part number, "xx" means an option code must be inserted.

Cast Acrylic stock color (COLxx): ← part number

option code → White (WH)

Example: COLxx + WH = COLWH
Cast Acrylic stock color in White

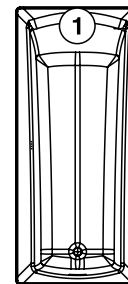
Manufacturer reserves the right to discontinue models, colors, options and trim finishes without notice.

PRICE LIST/ORDER FORM — PURCHASE ORDER REQUIRED

ELLIS 7232

FORMERLY SERENITY 51

72 x 32 x 22



BASE MODEL	PKG. WT. LBS.	DRAIN	MODEL #	MSLP
<input type="checkbox"/> Soaker	182	Universal	W51AIR7232TO	\$2,041
<input type="checkbox"/> HotSoak	212	Universal	W51AIR7232HS	\$3,214
<input type="checkbox"/> Air bath	212	Universal	W51AIR7232	\$4,467
<input type="checkbox"/> DriftBath	223	Universal	W51AIR7232DB	\$5,502

OPTIONS (x = insert desired option code)	ENTER DESIRED OPTION CODE	MSLP
Cast acrylic stock color (COLxx): White (WH)	_____	No charge
Cast acrylic color upgrade (COLxx): Biscuit (BI)	_____	\$35
Cast acrylic premium color upgrade (COLUxx): Black (BK) Sterling Silver (ST) Note: DriftBath models available in White and Biscuit only.	_____	\$389
Metallic finish suction fitting (MSxx): HotSoak premium color models only	_____	No charge
Chrome (CH) Polished Brass (BR) Brushed Nickel (SN)	_____	No charge
Integral tile flange (IFxx): Left Tile (LT) Right Tile (RT)	_____	\$185
Bolt-on grab bars (2) (BOGBxxx): Chrome (SS2) White (WH2) Biscuit (BI2)	_____	\$209
Bolt-on grab bars (2) (BOGBxxx): Polished Brass (BR2) Brushed Nickel (SN2) Oil Rubbed Bronze (OB2)	_____	\$250
Magnetic pillow (MPxxxxx): White (WHPIL) Black (BKPIL)	_____	\$105
Cable drive waste & overflow: Chrome (CDCHCD)	_____	\$345
Cable drive waste & overflow, color-matched (CDxxxx): Biscuit (BICD) White (WHCD)	_____	\$390
Cable drive waste & overflow (CDxxxx): Oil Rubbed Bronze (OBCD) Polished Brass (BRCD) Brushed Nickel (SNCD)	_____	\$440
Linear waste & overflow (LDxxxx): Chrome (CHLO)	_____	\$345
Linear waste & overflow (LDxxxx): Biscuit (BILO) White (WHLO)	_____	\$390
Linear waste & overflow (LDxxxx): Oil Rubbed Bronze (OBLO) Brushed Nickel (SNLO)	_____	\$440
Remote blower wiring kit for remote blower installation (RBK1) Air bath only. Piping and additional parts may be required.	_____	\$185
Remote control kit (includes remote control, control box and short cable) (RCK1) Air bath only.	_____	\$420
Chromatherapy, installed (CLM1) HotSoak only	_____	\$335
Wood shipping crate (PKCR)	_____	\$460
Rush order program* (DELQK)	_____	\$325
Residential delivery with lift gate* (DELLG)	_____	\$454

*For program terms and conditions, see page iii.

BASE PRICE (insert MSLP of base model selected in upper table)

+ \$ _____

OPTIONS SUB TOTAL

\$ _____

ORDER TOTAL

= \$ _____

Customer Name: _____ Date: _____

Additional Information:

FIONA 7239CF

FORMERLY SERENITY 46

71 1/2 x 39 x 25

BASE MODEL	PKG. WT. LBS.	DRAIN	MODEL #	MSLP
<input type="checkbox"/> Soaker	194	Center Front	WY6717T0	\$5,935



SERENITY

PRODUCT FEATURES

- Two person bath
- Claw feet (Chrome standard)
- Available in White only
- Wood shipping crate

For series features see section page.

OPTIONS (x = insert desired option code)	ENTER DESIRED OPTION CODE	MSLP
Freestanding waste & overflow (FDxxxx): Chrome (CHCD)	_____	\$330
Freestanding waste & overflow (FDxxxx): White (WHCD)	_____	\$450
Freestanding waste & overflow (FDxxxx): Oil Rubbed Bronze (OB) Polished Brass (BRCD) Brushed Nickel (SNCD)	_____	\$515
Claw feet (FTXX): Chrome (CH) Oil Rubbed Bronze (OB) Polished Brass (PB) Brushed Nickel (BN) White (WH)	_____	No charge
Rush order program* (DELQK)	_____	\$325
Residential delivery with lift gate* (DELLG)	_____	\$454

*For program terms and conditions, see page iii.

BASE PRICE (insert MSLP of base model selected in upper table)

+ \$ _____

OPTIONS SUB TOTAL

\$ _____

ORDER TOTAL

= \$ _____

ORDERING KEY

In the part number, "xx" means an option code must be inserted.

Cast Acrylic stock color (COLxx) ← **part number**

option code → White (WH)

Example: COLxx + WH = COLWH

Cast Acrylic stock color in White

Customer Name: _____ Date: _____

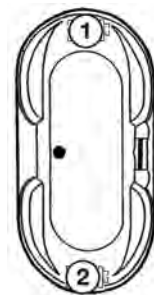
Additional Information:

Manufacturer reserves the right to discontinue models, colors, options and trim finishes without notice.

FRIDAY 7036C

FORMERLY SERENITY 16

70 1/4 x 35 3/4 x 25 3/4



PRODUCT FEATURES

- Two person bath
- Acrylic grab bar
- Sculpted armrests
- Automatic purge and dry cycle with water sensors

For series features see section page.

ILLUSTRATION KEY

○ = Blower or Pump Location

BASE MODEL	PKG. WT. LBS.	DRAIN	MODEL #	MSLP
<input type="checkbox"/> Soaker	171	Center Front	W16AIR7036TO	\$2,374
<input type="checkbox"/> HotSoak	201	Center Front	W16AIR7036HS	\$3,557
<input type="checkbox"/> Air bath	201	Center Front	W16AIR7036	\$4,649

OPTIONS (x = insert desired option code)	ENTER DESIRED OPTION CODE	MSLP
Cast acrylic stock color (COLxx): White (WH)	_____	No charge
Cast acrylic color upgrade (COLxx): Biscuit (BI)	_____	\$35
Cast acrylic premium color upgrade (COLUxx): Black (BK) Sterling Silver (ST)	_____	\$389
Metallic finish suction fitting (MSxx): HotSoak premium color models only Chrome (CH) Polished Brass (BR) Brushed Nickel (SN)	_____	No charge
Pump / blower location (PLxx): Standard Location (L1) Location 2 (L2) Refer to drawing for location choices.	_____	No charge
Bolt-on grab bar (1) (BOGBxxx): Chrome (SS1) White (WH1) Biscuit (BI1)	_____	\$105
Bolt-on grab bar (1) (BOGBxxx): Polished Brass (BR1) Brushed Nickel (SN1) Oil Rubbed Bronze (OB1)	_____	\$129
Magnetic pillow (MPxxxxx): White (WHPIL) Black (BKPIL)	_____	\$105
Cable drive waste & overflow: Chrome (CDCHCD)	_____	\$345
Cable drive waste & overflow, color-matched (CDxxxx): Biscuit (BICD) White (WHCD)	_____	\$390
Cable drive waste & overflow (CDxxxx): Oil Rubbed Bronze (OBCD) Polished Brass (BRCD) Brushed Nickel (SNCD)	_____	\$440
Linear waste & overflow (LDxxxx): Chrome (CHLO)	_____	\$345
Linear waste & overflow (LDxxxx): Biscuit (BILO) White (WHLO)	_____	\$390
Linear waste & overflow (LDxxxx): Oil Rubbed Bronze (OBLO) Brushed Nickel (SNLO)	_____	\$440
Remote blower wiring kit for remote blower installation (RBK1) Air bath only. Piping and additional parts may be required.	_____	\$185
Remote control kit (includes remote control, control box and short cable) (RCK1) Air bath only.	_____	\$420
Chromatherapy, installed (CLM1) HotSoak only	_____	\$335
Wood shipping crate (PKCR)	_____	\$460
Rush order program* (DELQK)	_____	\$325
Residential delivery with lift gate* (DELLG)	_____	\$454

*For program terms and conditions, see page iii.

BASE PRICE (insert MSLP of base model selected in upper table)

+ \$ _____

OPTIONS SUB TOTAL

\$ _____

ORDER TOTAL

= \$ _____

Customer Name: _____ Date: _____

Additional Information:

Manufacturer reserves the right to discontinue models, colors, options and trim finishes without notice.

FULLERTON 7042C

FORMERLY SERENITY 2

70 1/8 x 41 5/8 x 27 1/8

BASE MODEL	PKG. WT. LBS.	DRAIN	MODEL #	MSLP
<input type="checkbox"/> Soaker	184	Center Front	W2AIR7042T0	\$2,188
<input type="checkbox"/> HotSoak	214	Center Front	W2AIR7042HS	\$3,486
<input type="checkbox"/> Air bath	214	Center Front	W2AIR7042	\$4,660
<input type="checkbox"/> DriftBath	226	Center Front	W2AIR7042DB	\$5,764




SERENITY

PRODUCT FEATURES

- Two person bath
- Acrylic grab bar
- Raised seats
- Sculpted armrests

For series features see section page.

ILLUSTRATION KEY

 = Blower or Pump Location

OPTIONS (x = insert desired option code)	ENTER DESIRED OPTION CODE	MSLP
Cast acrylic stock color (COLxx): White (WH)	_____	No charge
Cast acrylic color upgrade (COLxx): Biscuit (BI)	_____	\$35
Cast acrylic premium color upgrade (COLUxx): Black (BK) Sterling Silver (ST)	_____	\$389
Note: DriftBath models available in White and Biscuit only.	_____	
Metallic finish suction fitting (MSxx): HotSoak premium color models only	_____	
Chrome (CH) Polished Brass (BR) Brushed Nickel (SN)	_____	No charge
Pump / blower location (PLxx): Standard Location (L1) Location 2 (L2)	_____	
Refer to drawing for location choices.	_____	No charge
Bolt-on grab bar (1) (BOGBxxx): Chrome (SS1) White (WH1) Biscuit (BI1)	_____	\$105
Bolt-on grab bar (1) (BOGBxxx): Polished Brass (BR1) Brushed Nickel (SN1) Oil Rubbed Bronze (OB1)	_____	\$129
Magnetic pillow (MPxxxxxx): White (WHPIL) Black (BKPIL)	_____	\$105
Cable drive waste & overflow: Chrome (CDCHCD)	_____	\$345
Cable drive waste & overflow, color-matched (CDxxxx): Biscuit (BICD) White (WHCD)	_____	\$390
Cable drive waste & overflow (CDxxxx): Oil Rubbed Bronze (OBCD) Polished Brass (BRCD) Brushed Nickel (SNCD)	_____	\$440
Remote blower wiring kit for remote blower installation (RBK1) Air bath only.	_____	\$185
Piping and additional parts may be required.	_____	
Remote control kit (includes remote control, control box and short cable) (RCK1) Air bath only.	_____	\$420
Chromatherapy, installed (CLM1) HotSoak only	_____	\$335
Wood shipping crate (PKCR)	_____	\$460
Rush order program* (DELQK)	_____	\$325
Residential delivery with lift gate* (DELLG)	_____	\$454

*For program terms and conditions, see page iii.

BASE PRICE (insert MSLP of base model selected in upper table)

+ \$ _____

OPTIONS SUB TOTAL

\$ _____

ORDER TOTAL

= \$ _____

Customer Name: _____ Date: _____

Additional Information: _____

ORDERING KEY

In the part number, "xx" means an option code must be inserted.

Cast Acrylic stock color ((COLxx)): ← part number

option code → White (WH)

Example: COLxx + WH = COLWH

Cast Acrylic stock color in White

Manufacturer reserves the right to discontinue models, colors, options and trim finishes without notice.

SERENITY

PRODUCT FEATURES

- Claw feet (Chrome standard)
- Available in White only
- Wood shipping crate

For series features see section page.

PRICE LIST/ORDER FORM — PURCHASE ORDER REQUIRED

GRACE 6032F

FORMERLY SERENITY 43

60 x 31 ½ x 30 ¼



BASE MODEL	PKG. WT. LBS.	DRAIN	MODEL #	MSLP
<input type="checkbox"/> Soaker	194	End	WY6017T0	\$5,234

OPTIONS (x = insert desired option code)	ENTER DESIRED OPTION CODE	MSLP
Freestanding waste & overflow (FDxxxx): Chrome (CHCD)	_____	\$330
Freestanding waste & overflow (FDxxxx): White (WHCD)	_____	\$450
Freestanding waste & overflow (FDxxxx): Oil Rubbed Bronze (OBCD) Polished Brass (BRCD) Brushed Nickel (SNCD)	_____	\$515
Claw feet (FTXX): Chrome (CH) Oil Rubbed Bronze (OB) Polished Brass (PB) Brushed Nickel (BN) White (WH)	_____	No charge
Rush order program* (DELQK)	_____	\$325
Residential delivery with lift gate* (DELLG)	_____	\$454

*For program terms and conditions, see page iii.

BASE PRICE (insert MSLP of base model selected in upper table)

+ \$ _____

OPTIONS SUB TOTAL

\$ _____

ORDER TOTAL

= \$ _____

ORDERING KEY

In the part number, "xx" means an option code must be inserted.

Cast Acrylic stock color (COLxx): ← part number

option code → White (WH)

Example: COLxx + WH = COLWH
Cast Acrylic stock color in White

Manufacturer reserves the right to discontinue models, colors, options and trim finishes without notice.

Customer Name: _____ Date: _____

Additional Information:

GRACE 6634F

FORMERLY SERENITY 44

66 x 33 ½ x 30 ½

BASE MODEL	PKG. WT. LBS.	DRAIN	MODEL #	MSLP
<input type="checkbox"/> Soaker	194	End	WY6617T0	\$5,415



OPTIONS (x = insert desired option code)	ENTER DESIRED OPTION CODE	MSLP
Freestanding waste & overflow (FDxxxx): Chrome (CHCD)	_____	\$330
Freestanding waste & overflow (FDxxxx): White (WHCD)	_____	\$450
Freestanding waste & overflow (FDxxxx): Oil Rubbed Bronze (OBCD) Polished Brass (BRCD) Brushed Nickel (SNCD)	_____	\$515
Claw feet (FTXX): Chrome (CH) Oil Rubbed Bronze (OB) Polished Brass (PB) Brushed Nickel (BN) White (WH)	_____	No charge
Rush order program* (DELQK)	_____	\$325
Residential delivery with lift gate* (DELLG)	_____	\$454

*For program terms and conditions, see page iii.

BASE PRICE (insert MSLP of base model selected in upper table)

+ \$ _____

OPTIONS SUB TOTAL

\$ _____

ORDER TOTAL

= \$ _____

Customer Name: _____ Date: _____

Additional Information: _____


AQUATIC

The bath people

SERENITY

PRODUCT FEATURES

- Claw feet (Chrome standard)
- Available in White only
- Wood shipping crate

For series features see section page.

ORDERING KEY

In the part number, "xx" means an option code must be inserted.

Cast Acrylic stock color ((COLxx)) ← **part number****option code** → White (WH)**Example:** COLxx + WH = COLWH

Cast Acrylic stock color in White

Manufacturer reserves the right to discontinue models, colors, options and trim finishes without notice.

SERENITY

PRODUCT FEATURES

- Two person bath
- Automatic purge and dry cycle with water sensors
- Can be used in undermount application

For series features see section page.

ILLUSTRATION KEY

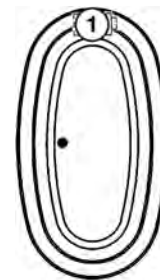
○ = Blower or Pump Location

PRICE LIST/ORDER FORM — PURCHASE ORDER REQUIRED

HANNA 7240C

FORMERLY SERENITY 20

71 ¾ x 39 ¼ x 23 ½



BASE MODEL	PKG. WT. LBS.	DRAIN	MODEL #	MSLP
<input type="checkbox"/> Soaker	270	Center Front	W20AIR7240TO	\$2,374
<input type="checkbox"/> HotSoak	300	Center Front	W20AIR7240HS	\$3,557
<input type="checkbox"/> Air bath	300	Center Front	W20AIR7240	\$4,642
<input type="checkbox"/> DriftBath	309	Center Front	W20AIR7240DB	\$5,836

OPTIONS (x = insert desired option code)	ENTER DESIRED OPTION CODE	MSLP
Cast acrylic stock color (COLxx): White (WH)	_____	No charge
Cast acrylic color upgrade (COLxx): Biscuit (BI)	_____	\$35
Cast acrylic premium color upgrade (COLUxx): Black (BK) Sterling Silver (ST) Note: DriftBath models available in White and Biscuit only.	_____	\$389
Metallic finish suction fitting (MSxx): HotSoak premium color models only Chrome (CH) Polished Brass (BR) Brushed Nickel (SN)	_____	No charge
1" Low profile deck (LPD1) Note: skirt option not available with low profile deck	_____	\$180
Magnetic pillow (MPxxxxx): White (WHPIL) Black (BKPIL)	_____	\$105
Cable drive waste & overflow: Chrome (CDCHCD)	_____	\$345
Cable drive waste & overflow, color-matched (CDxxxx): Biscuit (BICD) White (WHCD)	_____	\$390
Cable drive waste & overflow (CDxxxx): Oil Rubbed Bronze (OBCD) Polished Brass (BRCD) Brushed Nickel (SNCD)	_____	\$440
Linear waste & overflow (LDxxxx): Chrome (CHLO)	_____	\$345
Linear waste & overflow (LDxxxx): Biscuit (BILO) White (WHLO)	_____	\$390
Linear waste & overflow (LDxxxx): Oil Rubbed Bronze (OBLO) Brushed Nickel (SNLO)	_____	\$440
Remote blower wiring kit for remote blower installation (RBK1) Air bath only. Piping and additional parts may be required.	_____	\$185
Remote control kit (includes remote control, control box and short cable) (RCK1) Air bath only.	_____	\$420
Chromatherapy, installed (CLM1) HotSoak only	_____	\$335
Wood shipping crate (PKCR)	_____	\$460
Rush order program* (DELQK)	_____	\$325
Residential delivery with lift gate* (DELLG)	_____	\$454

*For program terms and conditions, see page iii.

ORDERING KEY

In the part number, "xx" means an option code must be inserted.

Cast Acrylic stock color (COLxx): ← part number

option code → White (WH)

Example: COLxx + WH = COLWH
Cast Acrylic stock color in White

BASE PRICE (insert MSLP of base model selected in upper table)

+ \$ _____

OPTIONS SUB TOTAL

\$ _____

ORDER TOTAL

= \$ _____

Customer Name: _____ Date: _____

Additional Information:

Manufacturer reserves the right to discontinue models, colors, options and trim finishes without notice.

HANNA 7240CF

FORMERLY SERENITY 17

71 3/4 x 39 1/4 x 24 1/2

BASE MODEL	PKG. WT. LBS.	DRAIN	MODEL #	MSLP
<input type="checkbox"/> Soaker	270	Center Front	W17AIR7240FTO	\$6,717
<input type="checkbox"/> Air bath	300	Center Front	W17AIR7240F	\$7,224



Shown with optional towel bar

SERENITY

PRODUCT FEATURES

- Two person bath
- Interior bathing well and exterior can be different colors
- Remote blower kit with 25 ft. cabling and remote control (air bath only)
- Wood shipping crate

For series features see section page.

OPTIONS (x = insert desired option code)	ENTER DESIRED OPTION CODE	MSLP
Cast acrylic stock color, interior bathing well (ICOLxx): White (WH)	_____	No charge
Cast acrylic color upgrade, interior bathing well (ICOLxx): Biscuit (BI)	_____	\$35
Cast acrylic premium color upgrade, interior bathing well (ICOLxx): Black (BK) Sterling Silver (ST)	_____	\$389
Cast acrylic stock color, exterior shell (ECOLxx): White (WH)	_____	No charge
Cast acrylic color upgrade, exterior shell (ECOLxx): Biscuit (BI)	_____	\$35
Cast acrylic premium color upgrade, exterior shell (ECOLxx): Black (BK) Sterling Silver (ST)	_____	\$389
Towel bar (TBxx): Chrome (CH)	_____	\$505
Towel bar (TBxx): Oil Rubbed Bronze (OB) Polished Brass (BR) Brushed Nickel (SN)	_____	\$550
Freestanding waste & overflow (FDxxxx): Chrome (CHCD)	_____	\$330
Freestanding waste & overflow (FDxxxx): White (WHCD)	_____	\$450
Freestanding waste & overflow (FDxxxx): Oil Rubbed Bronze (OBCD) Polished Brass (BRCD) Brushed Nickel (SNCD)	_____	\$515
Remote control kit (includes remote control, control box and short cable) (RCK1) Air bath only.	_____	\$420
Rush order program* (DELQK)	_____	\$325
Residential delivery with lift gate* (DELLG)	_____	\$454

*For program terms and conditions, see page iii.

BASE PRICE (insert MSLP of base model selected in upper table)

+ \$ _____

OPTIONS SUB TOTAL

\$ _____

ORDER TOTAL

= \$ _____

ORDERING KEY

In the part number, "xx" means an option code must be inserted.

Cast Acrylic stock color (COLxx) ← **part number**
option code → White (WH)

Example: COLxx + WH = COLWH

Cast Acrylic stock color in White

Manufacturer reserves the right to discontinue models, colors, options and trim finishes without notice.

Customer Name: _____ Date: _____

Additional Information: _____

SERENITY

JACKSON 7242C

FORMERLY SERENITY 1

71 ¼ x 41 ¾ x 24 ½

PRODUCT FEATURES

- Two person bath
- Acrylic grab bar
- Raised seats
- Sculpted armrests

For series features see section page.

ILLUSTRATION KEY

○ = Blower or Pump Location

TILE FLANGE CONFIGURATIONS

3T (Alcove)



Back Tile (BT)



Front Tile (FT)

ORDERING KEY

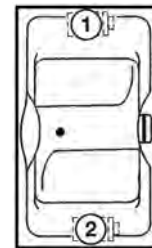
In the part number, "xx" means an option code must be inserted.

Cast Acrylic stock color (COLxx): ← part number

option code → White (WH)

Example: COLxx + WH = COLWH
Cast Acrylic stock color in White

BASE MODEL	PKG. WT. LBS.	DRAIN	MODEL #	MSLP
<input type="checkbox"/> Soaker	199	Center Front	W1AIR7242T0	\$2,085
<input type="checkbox"/> HotSoak	229	Center Front	W1AIR7242HS	\$3,371
<input type="checkbox"/> Air bath	229	Center Front	W1AIR7242	\$4,660
<input type="checkbox"/> DriftBath	240	Center Front	W1AIR7242DB	\$5,661



OPTIONS (x = insert desired option code)	ENTER DESIRED OPTION CODE	MSLP
Cast acrylic stock color (COLxx): White (WH)	_____	No charge
Cast acrylic color upgrade (COLxx): Biscuit (BI)	_____	\$35
Cast acrylic premium color upgrade (COLUxx): Black (BK) Sterling Silver (ST) Note: DriftBath models available in White and Biscuit only.	_____	\$389
Metallic finish suction fitting (MSxx): HotSoak premium color models only Chrome (CH) Polished Brass (BR) Brushed Nickel (SN)	_____	No charge
Color matched skirt (SKP72)	_____	\$895
Factory installed rigid ABS tile flange (AFxx): Back Tile (BT) Front Tile (FT)	_____	\$185
Pump / blower location (PLxx): Standard Location (L1) Location 2 (L2) Refer to drawing for location choices.	_____	No charge
1" Low profile deck (LPD1) Note: skirt option not available with low profile deck	_____	\$180
Bolt-on grab bar (1) (BOGBxxx): Chrome (SS1) White (WH1) Biscuit (BI1)	_____	\$105
Bolt-on grab bar (1) (BOGBxxx): Polished Brass (BR1) Brushed Nickel (SN1) Oil Rubbed Bronze (OB1)	_____	\$129
Magnetic pillow (MPxxxxx): White (WHPIL) Black (BKPIL)	_____	\$105
Cable drive waste & overflow: Chrome (CDCHCD)	_____	\$345
Cable drive waste & overflow, color-matched (CDxxxx): Biscuit (BICD) White (WHCD)	_____	\$390
Cable drive waste & overflow (CDxxxx): Oil Rubbed Bronze (OBCD) Polished Brass (BRCD) Brushed Nickel (SNCD)	_____	\$440
Remote blower wiring kit for remote blower installation (RBK1) Air bath only. Piping and additional parts may be required.	_____	\$185
Remote control kit (includes remote control, control box and short cable) (RCK1) Air bath only.	_____	\$420
Chromatherapy, installed (CLM1) HotSoak only	_____	\$335
Wood shipping crate (PKCR)	_____	\$460
Rush order program* (DELQK)	_____	\$325
Residential delivery with lift gate* (DELLG)	_____	\$454

*For program terms and conditions, see page iii.

BASE PRICE (insert MSLP of base model selected in upper table)

+ \$ _____

OPTIONS SUB TOTAL

\$ _____

ORDER TOTAL

= \$ _____

Customer Name: _____ Date: _____

Additional Information:

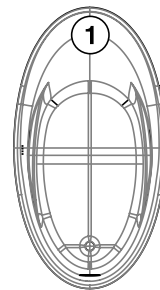
Manufacturer reserves the right to discontinue models, colors, options and trim finishes without notice.

MARLA 6334

FORMERLY SERENITY 5.5

63 x 34 x 22

BASE MODEL	PKG. WT. LBS.	DRAIN	MODEL #	MSLP
<input type="checkbox"/> Soaker	148	Universal	W55AIR6334TO	\$1,932
<input type="checkbox"/> HotSoak	177	Universal	W55AIR6334HS	\$3,182
<input type="checkbox"/> Air bath	177	Universal	W55AIR6334	\$4,367
<input type="checkbox"/> DriftBath	191	Universal	W55AIR6334DB	\$5,574



OPTIONS (x = insert desired option code)	ENTER DESIRED OPTION CODE	MSLP
Cast acrylic stock color (COLxx): White (WH)	_____	No charge
Cast acrylic color upgrade (COLxx): Biscuit (BI)	_____	\$35
Cast acrylic premium color upgrade (COLUxx): Black (BK) Sterling Silver (ST)	_____	\$389
Note: DriftBath models available in White and Biscuit only.		
Metallic finish suction fitting (MSxx): HotSoak premium color models only	_____	No charge
Chrome (CH) Polished Brass (BR) Brushed Nickel (SN)	_____	No charge
Magnetic pillow (MPxxxxx): White (WHPIL) Black (BKPIL)	_____	\$105
Cable drive waste & overflow: Chrome (CDCHCD)	_____	\$345
Cable drive waste & overflow, color-matched (CDxxxx): Biscuit (BICD) White (WHCD)	_____	\$390
Cable drive waste & overflow (CDxxxx): Oil Rubbed Bronze (OBCD) Polished Brass (BRCD) Brushed Nickel (SNCD)	_____	\$440
Linear waste & overflow (LDxxxx): Chrome (CHLO)	_____	\$345
Linear waste & overflow (LDxxxx): Biscuit (BILO) White (WHLO)	_____	\$390
Linear waste & overflow (LDxxxx): Oil Rubbed Bronze (OBLO) Brushed Nickel (SNLO)	_____	\$440
Remote blower wiring kit for remote blower installation (RBK1) Air bath only.	_____	\$185
Piping and additional parts may be required.		
Remote control kit (includes remote control, control box and short cable) (RCK1) Air bath only.	_____	\$420
Chromatherapy, installed (CLM1) HotSoak only	_____	\$335
Wood shipping crate (PKCR)	_____	\$460
Rush order program* (DELQK)	_____	\$325
Residential delivery with lift gate* (DELLG)	_____	\$454

*For program terms and conditions, see page iii.

BASE PRICE (insert MSLP of base model selected in upper table)

+ \$ _____

OPTIONS SUB TOTAL

\$ _____

ORDER TOTAL

= \$ _____

Customer Name: _____ Date: _____

Additional Information: _____

**AQUATIC**

The bath people

SERENITY

PRODUCT FEATURES

- Raised headrest
- Sculpted armrests

For series features see section page.

ILLUSTRATION KEY

○ = Blower or Pump Location

ORDERING KEY

In the part number, "xx" means an option code must be inserted.

Cast Acrylic stock color ((COLxx)) ← part number

option code → White (WH)

Example: COLxx + WH = COLWH

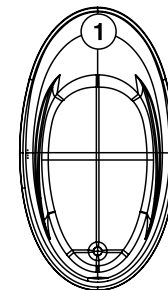
Cast Acrylic stock color in White

Manufacturer reserves the right to discontinue models, colors, options and trim finishes without notice.

MARLA 6938

FORMERLY SERENITY 56

69 x 38 x 22



PRODUCT FEATURES

- Raised headrest
- Sculpted armrests

For series features see section page.

ILLUSTRATION KEY

○ = Blower or Pump Location

BASE MODEL	PKG. WT. LBS.	DRAIN	MODEL #	MSLP
<input type="checkbox"/> Soaker	171	Universal	W56AIR6938TO	\$2,374
<input type="checkbox"/> HotSoak	201	Universal	W56AIR6938HS	\$3,351
<input type="checkbox"/> Air bath	201	Universal	W56AIR6938	\$4,881
<input type="checkbox"/> DriftBath	216	Universal	W56AIR6938DB	\$5,836

OPTIONS (x = insert desired option code)	ENTER DESIRED OPTION CODE	MSLP
Cast acrylic stock color (COLxx): White (WH)	_____	No charge
Cast acrylic color upgrade (COLxx): Biscuit (BI)	_____	\$35
Cast acrylic premium color upgrade (COLUxx): Black (BK) Sterling Silver (ST) Note: DriftBath models available in White and Biscuit only.	_____	\$389
Metallic finish suction fitting (MSxx): HotSoak premium color models only Chrome (CH) Polished Brass (BR) Brushed Nickel (SN)	_____	No charge
Magnetic pillow (MPxxxxx): White (WHPIL) Black (BKPIL)	_____	\$105
Cable drive waste & overflow: Chrome (CDCHCD)	_____	\$345
Cable drive waste & overflow, color-matched (CDxxxx): Biscuit (BICD) White (WHCD)	_____	\$390
Cable drive waste & overflow (CDxxxx): Oil Rubbed Bronze (OBOD) Polished Brass (BRCD) Brushed Nickel (SNCD)	_____	\$440
Linear waste & overflow (LDxxxx): Chrome (CHLO)	_____	\$345
Linear waste & overflow (LDxxxx): Biscuit (BILO) White (WHLO)	_____	\$390
Linear waste & overflow (LDxxxx): Oil Rubbed Bronze (OBLO) Brushed Nickel (SNLO)	_____	\$440
Remote blower wiring kit for remote blower installation (RBK1) Air bath only. Piping and additional parts may be required.	_____	\$185
Remote control kit (includes remote control, control box and short cable) (RCK1) Air bath only.	_____	\$420
Chromatherapy, installed (CLM1) HotSoak only	_____	\$335
Wood shipping crate (PKCR)	_____	\$460
Rush order program* (DELQK)	_____	\$325
Residential delivery with lift gate* (DELLG)	_____	\$454
*For program terms and conditions, see page iii.		

BASE PRICE (insert MSLP of base model selected in upper table)

+ \$ _____

OPTIONS SUB TOTAL

\$ _____

ORDER TOTAL

= \$ _____

ORDERING KEY

In the part number, "xx" means an option code must be inserted.

Cast Acrylic stock color (COLxx): ← part number

option code → White (WH)

Example: COLxx + WH = COLWH
Cast Acrylic stock color in White

Manufacturer reserves the right to discontinue models, colors, options and trim finishes without notice.

Customer Name: _____ Date: _____

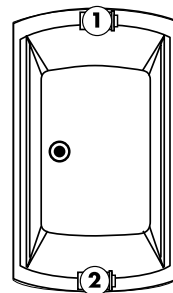
Additional Information:

MOTIF 7242C

FORMERLY SERENITY 28

72 x 42 x 23 ½

BASE MODEL	PKG. WT. LBS.	DRAIN	MODEL #	MSLP
<input type="checkbox"/> Soaker	217	Center Front	W28AIR7242TO	\$2,289
<input type="checkbox"/> HotSoak	247	Center Front	W28AIR7242HS	\$3,272
<input type="checkbox"/> Air bath	247	Center Front	W28AIR7242	\$4,700
<input type="checkbox"/> DriftBath	258	Center Front	W28AIR7242DB	\$5,751



OPTIONS (x = insert desired option code)	ENTER DESIRED OPTION CODE	MSLP
Cast acrylic stock color (COLxx): White (WH)	_____	No charge
Cast acrylic color upgrade (COLxx): Biscuit (BI)	_____	\$35
Cast acrylic premium color upgrade (COLxx): Black (BK) Sterling Silver (ST)	_____	\$389
Note: DriftBath models available in White and Biscuit only.	_____	
Metallic finish suction fitting (MSxx): HotSoak premium color models only	_____	
Chrome (CH) Polished Brass (BR) Brushed Nickel (SN)	_____	No charge
Pump / blower location (PLxx): Standard Location (L1) Location 2 (L2)	_____	No charge
Refer to drawing for location choices.	_____	
Bolt-on grab bar (1) (BOGBxxx): Chrome (SS1) White (WH1) Biscuit (BI1)	_____	\$105
Bolt-on grab bar (1) (BOGBxxx): Polished Brass (BR1) Brushed Nickel (SN1) Oil Rubbed Bronze (OB1)	_____	\$129
Magnetic pillow (MPxxxxx): White (WHPIL) Black (BKPIL)	_____	\$105
Cable drive waste & overflow: Chrome (CDCHCD)	_____	\$345
Cable drive waste & overflow, color-matched (CDxxxx): Biscuit (BICD) White (WHCD)	_____	\$390
Cable drive waste & overflow (CDxxxx): Oil Rubbed Bronze (OBCD) Polished Brass (BRCD) Brushed Nickel (SNCD)	_____	\$440
Linear waste & overflow (LDxxxx): Chrome (CHLO)	_____	\$345
Linear waste & overflow (LDxxxx): Biscuit (BILO) White (WHLO)	_____	\$390
Linear waste & overflow (LDxxxx): Oil Rubbed Bronze (OBLO) Brushed Nickel (SNLO)	_____	\$440
Remote blower wiring kit for remote blower installation (RBK1) Air bath only.	_____	\$185
Piping and additional parts may be required.	_____	
Remote control kit (includes remote control, control box and short cable) (RCK1) Air bath only.	_____	\$420
Chromatherapy, installed (CLM1) HotSoak only	_____	\$335
Wood shipping crate (PKCR)	_____	\$460
Rush order program* (DELQK)	_____	\$325
Residential delivery with lift gate* (DELLG)	_____	\$454

*For program terms and conditions, see page iii.

BASE PRICE (insert MSLP of base model selected in upper table)

+ \$ _____

OPTIONS SUB TOTAL

\$ _____

ORDER TOTAL

= \$ _____

Customer Name: _____ Date: _____

Additional Information: _____



AQUATIC

The bath people

SERENITY

PRODUCT FEATURES

• Two person bath

For series features see section page.

ILLUSTRATION KEY

= Blower or Pump Location

ORDERING KEY

In the part number, "xx" means an option code must be inserted.

Cast Acrylic stock color ((COLxx)) ← part number

option code → White (WH)

Example: COLxx + WH = COLWH

Cast Acrylic stock color in White

Manufacturer reserves the right to discontinue models, colors, options and trim finishes without notice.

OLIVE 6643C

FORMERLY SERENITY 8

65 3/4 x 43 1/2 x 24



PRODUCT FEATURES

- Two person bath
- Can be used in undermount application

For series features see section page.

ILLUSTRATION KEY

○ = Blower or Pump Location

BASE MODEL	PKG. WT. LBS.	DRAIN	MODEL #	MSLP
<input type="checkbox"/> Soaker	158	Center Front	W8AIR6643T0	\$1,833
<input type="checkbox"/> HotSoak	188	Center Front	W8AIR6643HS	\$3,017
<input type="checkbox"/> Air bath	188	Center Front	W8AIR6643	\$4,160

OPTIONS (x = insert desired option code)	ENTER DESIRED OPTION CODE	MSLP
Cast acrylic stock color (COLxx): White (WH)	_____	No charge
Cast acrylic color upgrade (COLxx): Biscuit (BI)	_____	\$35
Cast acrylic premium color upgrade (COLUxx): Black (BK) Sterling Silver (ST)	_____	\$389
Metallic finish suction fitting (MSxx): HotSoak premium color models only Chrome (CH) Polished Brass (BR) Brushed Nickel (SN)	_____	No charge
Pump / blower location (PLxx): Standard Location (L1) Location 2 (L2) Refer to drawing for location choices.	_____	No charge
1" Low profile deck (LPD1) Note: skirt option not available with low profile deck	_____	\$180
Magnetic pillow (MPxxxxx): White (WHPIL) Black (BKPIL)	_____	\$105
Cable drive waste & overflow: Chrome (CDCHCD)	_____	\$345
Cable drive waste & overflow, color-matched (CDxxxx): Biscuit (BICD) White (WHCD)	_____	\$390
Cable drive waste & overflow (CDxxxx): Oil Rubbed Bronze (OBOD) Polished Brass (BRCD) Brushed Nickel (SNCD)	_____	\$440
Linear waste & overflow (LDxxxx): Chrome (CHLO)	_____	\$345
Linear waste & overflow (LDxxxx): Biscuit (BILO) White (WHLO)	_____	\$390
Linear waste & overflow (LDxxxx): Oil Rubbed Bronze (OBLO) Brushed Nickel (SNLO)	_____	\$440
Remote blower wiring kit for remote blower installation (RBK1) Air bath only. Piping and additional parts may be required.	_____	\$185
Remote control kit (includes remote control, control box and short cable) (RCK1) Air bath only.	_____	\$420
Chromatherapy, installed (CLM1) HotSoak only	_____	\$335
Wood shipping crate (PKCR)	_____	\$460
Rush order program* (DELQK)	_____	\$325
Residential delivery with lift gate* (DELLG)	_____	\$454
*For program terms and conditions, see page iii.		

ORDERING KEY

In the part number, "xx" means an option code must be inserted.

Cast Acrylic stock color (COLxx): ← part number

option code → White (WH)

Example: COLxx + WH = COLWH
Cast Acrylic stock color in White

BASE PRICE (insert MSLP of base model selected in upper table)

+ \$ _____

OPTIONS SUB TOTAL

\$ _____

ORDER TOTAL

= \$ _____

Customer Name: _____ Date: _____

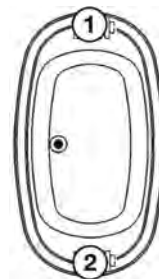
Additional Information:

Manufacturer reserves the right to discontinue models, colors, options and trim finishes without notice.

OLIVE 7444C FORMERLY SERENITY 9

74 x 44 ½ x 23 ½

BASE MODEL	PKG. WT. LBS.	DRAIN	MODEL #	MSLP
<input type="checkbox"/> Soaker	170	Center Front	W9AIR7444T0	\$2,145
<input type="checkbox"/> HotSoak	200	Center Front	W9AIR7444HS	\$3,557
<input type="checkbox"/> Air bath	200	Center Front	W9AIR7444	\$4,642



OPTIONS (x = insert desired option code)	ENTER DESIRED OPTION CODE	MSLP
Cast acrylic stock color (COLxx): White (WH)	_____	No charge
Cast acrylic color upgrade (COLxx): Biscuit (BI)	_____	\$35
Cast acrylic premium color upgrade (COLUxx): Black (BK) Sterling Silver (ST)	_____	\$389
Metallic finish suction fitting (MSxx): HotSoak premium color models only Chrome (CH) Polished Brass (BR) Brushed Nickel (SN)	_____	No charge
Pump / blower location (PLxx): Standard Location (L1) Location 2 (L2) Refer to drawing for location choices.	_____	No charge
1" Low profile deck (LPD1) Note: skirt option not available with low profile deck	_____	\$180
Magnetic pillow (MPxxxxx): White (WHPIL) Black (BKPIL)	_____	\$105
Cable drive waste & overflow: Chrome (CDCHCD)	_____	\$345
Cable drive waste & overflow, color-matched (CDxxxx): Biscuit (BICD) White (WHCD)	_____	\$390
Cable drive waste & overflow (CDxxxx): Oil Rubbed Bronze (OBOD) Polished Brass (BRCD) Brushed Nickel (SNCD)	_____	\$440
Linear waste & overflow (LDxxxx): Chrome (CHLO)	_____	\$345
Linear waste & overflow (LDxxxx): Biscuit (BILO) White (WHLO)	_____	\$390
Linear waste & overflow (LDxxxx): Oil Rubbed Bronze (OBLO) Brushed Nickel (SNLO)	_____	\$440
Remote blower wiring kit for remote blower installation (RBK1) Air bath only. Piping and additional parts may be required.	_____	\$185
Remote control kit (includes remote control, control box and short cable) (RCK1) Air bath only.	_____	\$420
Chromatherapy, installed (CLM1) HotSoak only	_____	\$335
Wood shipping crate (PKCR)	_____	\$460
Rush order program* (DELQK)	_____	\$325
Residential delivery with lift gate* (DELLG)	_____	\$454

*For program terms and conditions, see page iii.

BASE PRICE (insert MSLP of base model selected in upper table)

+ \$ _____

OPTIONS SUB TOTAL

\$ _____

ORDER TOTAL

= \$ _____

Customer Name: _____ Date: _____

Additional Information: _____

**AQUATIC**

The bath people

SERENITY**PRODUCT FEATURES**

- Two person bath
- Can be used in undermount application

For series features see section page.

ILLUSTRATION KEY

○ = Blower or Pump Location

ORDERING KEY

In the part number, "xx" means an option code must be inserted.

Cast Acrylic stock color (COLxx) ← **part number****option code** → White (WH)**Example:** COLxx + WH = COLWH

Cast Acrylic stock color in White

Manufacturer reserves the right to discontinue models, colors, options and trim finishes without notice.

SERENITY

PRODUCT FEATURES

- Raised seat

For series features see section page.

ILLUSTRATION KEY

○ = Blower or Pump Location

TILE FLANGE CONFIGURATIONS

2T (Corner)



ORDERING KEY

In the part number, "xx" means an option code must be inserted.

Cast Acrylic stock color (COLxx): ← part number

option code → White (WH)

Example: COLxx + WH = COLWH
Cast Acrylic stock color in White

Manufacturer reserves the right to discontinue models, colors, options and trim finishes without notice.

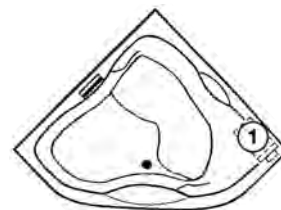
PRICE LIST/ORDER FORM — PURCHASE ORDER REQUIRED

PORTLAND 6060

FORMERLY SERENITY 6

59 ¼ x 59 ¼ x 24

BASE MODEL	PKG. WT. LBS.	DRAIN	MODEL #	MSLP
<input type="checkbox"/> Soaker	206	Center Front	W6AIR6060TO	\$2,422
<input type="checkbox"/> HotSoak	236	Center Front	W6AIR6060HS	\$4,058
<input type="checkbox"/> Air bath	236	Center Front	W6AIR6060	\$4,880
<input type="checkbox"/> DriftBath	247	Center Front	W6AIR6060DB	\$6,342



OPTIONS (x = insert desired option code)	ENTER DESIRED OPTION CODE	MSLP
Cast acrylic stock color (COLxx): White (WH)	_____	No charge
Cast acrylic color upgrade (COLxx): Biscuit (BI)	_____	\$35
Cast acrylic premium color upgrade (COLUxx): Black (BK) Sterling Silver (ST) Note: DriftBath models available in White and Biscuit only.	_____	\$389
Metallic finish suction fitting (MSxx): HotSoak premium color models only Chrome (CH) Polished Brass (BR) Brushed Nickel (SN)	_____	No charge
Factory installed rigid ABS tile flange (AF2T)	_____	\$185
1" Low profile deck (LPD1) Note: skirt option not available with low profile deck	_____	\$180
Magnetic pillow (MPxxxxx): White (WHPIL) Black (BKPIL)	_____	\$105
Cable drive waste & overflow: Chrome (CDCHCD)	_____	\$345
Cable drive waste & overflow, color-matched (CDxxxx): Biscuit (BICD) White (WHCD)	_____	\$390
Cable drive waste & overflow (CDxxxx): Oil Rubbed Bronze (OBCD) Polished Brass (BRCD) Brushed Nickel (SNCD)	_____	\$440
Remote blower wiring kit for remote blower installation (RBK1) Air bath only. Piping and additional parts may be required.	_____	\$185
Remote control kit (includes remote control, control box and short cable) (RCK1) Air bath only.	_____	\$420
Chromatherapy, installed (CLM1) HotSoak only	_____	\$335
Wood shipping crate (PKCR)	_____	\$460
Rush order program* (DELQK)	_____	\$325
Residential delivery with lift gate* (DELLG)	_____	\$454

*For program terms and conditions, see page iii.

BASE PRICE (insert MSLP of base model selected in upper table)

+ \$ _____

OPTIONS SUB TOTAL

\$ _____

ORDER TOTAL

= \$ _____

Customer Name: _____ Date: _____

Additional Information:

REINA 6038

FORMERLY SERENITY 15

60 x 38 x 21

BASE MODEL	PKG. WT. LBS.	DRAIN	MODEL #	MSLP
<input type="checkbox"/> Soaker	124	Univ.	W15AIR6038TO	\$1,719
<input type="checkbox"/> HotSoak	154	Univ.	W15AIR6038HS	\$3,030
<input type="checkbox"/> Air bath	154	Univ.	W15AIR6038	\$4,160




SERENITY

PRODUCT FEATURES

- Sculpted armrests
- Automatic purge and dry cycle with water sensors

For series features see section page.

ILLUSTRATION KEY

 = Blower or Pump Location

OPTIONS (x = insert desired option code)	ENTER DESIRED OPTION CODE	MSLP
Cast acrylic stock color (COLxx): White (WH)	_____	No charge
Cast acrylic color upgrade (COLxx): Biscuit (BI)	_____	\$35
Cast acrylic premium color upgrade (COLUxx): Black (BK) Sterling Silver (ST)	_____	\$389
Metallic finish suction fitting (MSxx): HotSoak premium color models only		
Chrome (CH) Polished Brass (BR) Brushed Nickel (SN)	_____	No charge
Magnetic pillow (MPxxxxx): White (WHPIL) Black (BKPIL)	_____	\$105
Cable drive waste & overflow: Chrome (CDCHCD)	_____	\$345
Cable drive waste & overflow, color-matched (CDxxxx): Biscuit (BICD) White (WHCD)	_____	\$390
Cable drive waste & overflow (CDxxxx): Oil Rubbed Bronze (OBCD) Polished Brass (BRCD) Brushed Nickel (SNCD)	_____	\$440
Remote blower wiring kit for remote blower installation (RBK1) Air bath only.		
Piping and additional parts may be required.	_____	\$185
Remote control kit (includes remote control, control box and short cable) (RCK1) Air bath only.	_____	\$420
Chromatherapy, installed (CLM1) HotSoak only	_____	\$335
Wood shipping crate (PKCR)	_____	\$460
Rush order program* (DELQK)	_____	\$325
Residential delivery with lift gate* (DELLG)	_____	\$454

*For program terms and conditions, see page iii.

BASE PRICE (insert MSLP of base model selected in upper table)

+ \$ _____

OPTIONS SUB TOTAL

\$ _____

ORDER TOTAL

= \$ _____

ORDERING KEY

In the part number, "xx" means an option code must be inserted.

Cast Acrylic stock color (COLxx) ← **part number****option code** → White (WH)**Example:** COLxx + WH = COLWH

Cast Acrylic stock color in White

 Manufacturer reserves the right to
 discontinue models, colors, options
 and trim finishes without notice.

Customer Name: _____ Date: _____

Additional Information: _____

SERENITY

PRODUCT FEATURES

- Sculpted armrests
- Automatic purge and dry cycle with water sensors

For series features see section page.

ILLUSTRATION KEY

○ = Blower or Pump Location

ORDERING KEY

In the part number, "xx" means an option code must be inserted.

Cast Acrylic stock color (COLxx): ← part number

option code → White (WH)

Example: COLxx + WH = COLWH
Cast Acrylic stock color in White

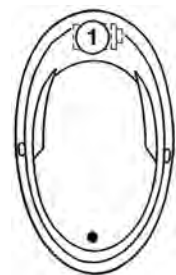
Manufacturer reserves the right to discontinue models, colors, options and trim finishes without notice.

PRICE LIST/ORDER FORM — PURCHASE ORDER REQUIRED

REINA 7240

FORMERLY SERENITY 14

72 x 39 ¼ x 22 ¾



BASE MODEL	PKG. WT. LBS.	DRAIN	MODEL #	MSLP
<input type="checkbox"/> Soaker	118	Univers.	W14AIR7240TO	\$2,031
<input type="checkbox"/> HotSoak	148	Univers.	W14AIR7240HS	\$3,191
<input type="checkbox"/> Air bath	148	Univers.	W14AIR7240	\$4,649

OPTIONS (x = insert desired option code)	ENTER DESIRED OPTION CODE	MSLP
Cast acrylic stock color (COLxx): White (WH)	_____	No charge
Cast acrylic color upgrade (COLxx): Biscuit (BI)	_____	\$35
Cast acrylic premium color upgrade (COLUxx): Black (BK) Sterling Silver (ST)	_____	\$389
Metallic finish suction fitting (MSxx): HotSoak premium color models only Chrome (CH) Polished Brass (BR) Brushed Nickel (SN)	_____	No charge
Magnetic pillow (MPxxxxx): White (WHPIL) Black (BKPIL)	_____	\$105
Cable drive waste & overflow: Chrome (CDCHCD)	_____	\$345
Cable drive waste & overflow, color-matched (CDxxxx): Biscuit (BICD) White (WHCD)	_____	\$390
Cable drive waste & overflow (CDxxxx): Oil Rubbed Bronze (OBCD) Polished Brass (BRCD) Brushed Nickel (SNCD)	_____	\$440
Remote blower wiring kit for remote blower installation (RBK1) Air bath only. Piping and additional parts may be required.	_____	\$185
Remote control kit (includes remote control, control box and short cable) (RCK1) Air bath only.	_____	\$420
Chromatherapy, installed (CLM1) HotSoak only	_____	\$335
Wood shipping crate (PKCR)	_____	\$460
Rush order program* (DELQK)	_____	\$325
Residential delivery with lift gate* (DELLG)	_____	\$454

*For program terms and conditions, see page iii.

BASE PRICE (insert MSLP of base model selected in upper table)

+ \$ _____

OPTIONS SUB TOTAL

\$ _____

ORDER TOTAL

= \$ _____

Customer Name: _____ Date: _____

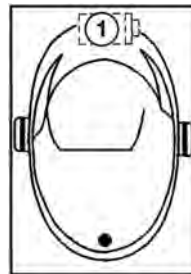
Additional Information:

ROCKAWAY 6042

FORMERLY SERENITY 7

59 1/2 x 41 7/8 x 23

BASE MODEL	PKG. WT. LBS.	DRAIN	MODEL #	MSLP
<input type="checkbox"/> Soaker	182	Univ.	W7AIR6042T0	\$2,033
<input type="checkbox"/> HotSoak	212	Univ.	W7AIR6042HS	\$3,216
<input type="checkbox"/> Air bath	212	Univ.	W7AIR6042	\$4,432
<input type="checkbox"/> DriftBath	233	Univ.	W7AIR6042DB	\$5,495



OPTIONS (x = insert desired option code)	ENTER DESIRED OPTION CODE	MSLP
Cast acrylic stock color (COLxx): White (WH)	_____	No charge
Cast acrylic color upgrade (COLxx): Biscuit (BI)	_____	\$35
Cast acrylic premium color upgrade (COLUxx): Black (BK) Sterling Silver (ST) Note: DriftBath models available in White and Biscuit only.	_____	\$389
Metallic finish suction fitting (MSxx): HotSoak premium color models only Chrome (CH) Polished Brass (BR) Brushed Nickel (SN)	_____	No charge
Color matched skirt (SKP60)	_____	\$855
Factory installed rigid ABS tile flange: (AFxx) Left Tile (LT) Right Tile (RT)	_____	\$185
1" Low profile deck (LPD1) Note: skirt option not available with low profile deck	_____	\$180
Magnetic pillow (MPxxxxx): White (WHPIL) Black (BKPIL)	_____	\$105
Cable drive waste & overflow: Chrome (CDCHCD)	_____	\$345
Cable drive waste & overflow, color-matched (CDxxxx): Biscuit (BICD) White (WHCD)	_____	\$390
Cable drive waste & overflow (CDxxxx): Oil Rubbed Bronze (OBCD) Polished Brass (BRCD) Brushed Nickel (SNCD)	_____	\$440
Remote blower wiring kit for remote blower installation (RBK1) Air bath only. Piping and additional parts may be required.	_____	\$185
Remote control kit (includes remote control, control box and short cable) (RCK1) Air bath only.	_____	\$420
Chromatherapy, installed (CLM1) HotSoak only	_____	\$335
Wood shipping crate (PKCR)	_____	\$460
Rush order program* (DELQK)	_____	\$325
Residential delivery with lift gate* (DELLG)	_____	\$454

*For program terms and conditions, see page iii.

BASE PRICE (insert MSLP of base model selected in upper table)

+ \$ _____

OPTIONS SUB TOTAL

\$ _____

ORDER TOTAL

= \$ _____

Customer Name: _____ Date: _____

Additional Information: _____



AQUATIC

The bath people

SERENITY

PRODUCT FEATURES

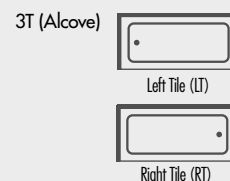
- Acrylic grab bars
- Raised seat
- Sculpted armrests
- Automatic purge and dry cycle with water sensors

For series features see section page.

ILLUSTRATION KEY

= Blower or Pump Location

TILE FLANGE CONFIGURATIONS



ORDERING KEY

In the part number, "xx" means an option code must be inserted.

Cast Acrylic stock color ((COLxx)) ← part number

option code → White (WH)

Example: COLxx + WH = COLWH
Cast Acrylic stock color in White

Manufacturer reserves the right to discontinue models, colors, options and trim finishes without notice.

SOCO 6036

FORMERLY SERENITY 3.5

59 3/4 x 36 x 23 1/4

SERENITY

PRODUCT FEATURES

• Can be used in undermount application

For series features see section page.

ILLUSTRATION KEY


○ = Blower or Pump Location

TILE FLANGE CONFIGURATIONS

3T (Alcove)



Left Tile (LT)



Right Tile (RT)

ORDERING KEY

In the part number, "xx" means an option code must be inserted.

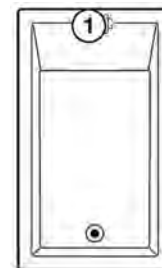
Cast Acrylic stock color (COLxx): ← part number

option code → White (WH)

Example: COLxx + WH = COLWH
Cast Acrylic stock color in White

Manufacturer reserves the right to discontinue models, colors, options and trim finishes without notice.

BASE MODEL	PKG. WT. LBS.	DRAIN	MODEL #	MSLP
<input type="checkbox"/> Soaker	128	Univers.	W35AIR6036TO	\$1,847
<input type="checkbox"/> HotSoak	158	Univers.	W35AIR6036HS	\$3,101
<input type="checkbox"/> Air bath	158	Univers.	W35AIR6036	\$3,962
<input type="checkbox"/> DriftBath	179	Univers.	W35AIR6036DB	\$5,308



OPTIONS (x = insert desired option code)	ENTER DESIRED OPTION CODE	MSLP
Cast acrylic stock color (COLxx): White (WH)	_____	No charge
Cast acrylic color upgrade (COLxx): Biscuit (BI)	_____	\$35
Cast acrylic premium color upgrade (COLUxx): Black (BK) Sterling Silver (ST) Note: DriftBath models available in White and Biscuit only.	_____	\$389
Metallic finish suction fitting (MSxx): HotSoak premium color models only Chrome (CH) Polished Brass (BR) Brushed Nickel (SN)	_____	No charge
Color matched skirt (SKP60)	_____	\$855
Integral tile flange (IFxx): Left Tile (LT) Right Tile (RT)	_____	\$185
1" Low profile deck (LPD1) Note: skirt option not available with low profile deck	_____	\$180
Bolt-on grab bars (2) (BOGBxxx): Chrome (SS2) White (WH2) Biscuit (BI2)	_____	\$209
Bolt-on grab bars (2) (BOGBxxx): Polished Brass (BR2) Brushed Nickel (SN2) Oil Rubbed Bronze (OB2)	_____	\$250
Magnetic pillow (MPxxxxx): White (WHPIL) Black (BKPIL)	_____	\$105
Cable drive waste & overflow: Chrome (CDCHCD)	_____	\$345
Cable drive waste & overflow, color-matched (CDxxxx): Biscuit (BICD) White (WHCD)	_____	\$390
Cable drive waste & overflow (CDxxxx): Oil Rubbed Bronze (OB2) Polished Brass (BR2) Brushed Nickel (SN2)	_____	\$440
Linear waste & overflow (LDxxxx): Chrome (CHLO)	_____	\$345
Linear waste & overflow (LDxxxx): Biscuit (BILO) White (WHLO)	_____	\$390
Linear waste & overflow (LDxxxx): Oil Rubbed Bronze (OBLO) Brushed Nickel (SNLO)	_____	\$440
Remote blower wiring kit for remote blower installation (RBK1) Air bath only. Piping and additional parts may be required.	_____	\$185
Remote control kit (includes remote control, control box and short cable) (RCK1) Air bath only.	_____	\$420
Chromatherapy, installed (CLM1) HotSoak only	_____	\$335
Wood shipping crate (PKCR)	_____	\$460
Rush order program* (DELQK)	_____	\$325
Residential delivery with lift gate* (DELLG)	_____	\$454

*For program terms and conditions, see page iii.

BASE PRICE (insert MSLP of base model selected in upper table)

+ \$ _____

OPTIONS SUB TOTAL

\$ _____

ORDER TOTAL

= \$ _____

Customer Name: _____ Date: _____

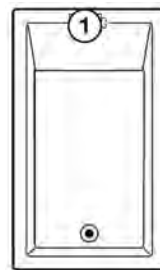
Additional Information:

SOCO 6632

FORMERLY SERENITY 34

65 3/4 x 32 x 23 1/4

BASE MODEL	PKG. WT. LBS.	DRAIN	MODEL #	MSLP
<input type="checkbox"/> Soaker	156	Univ.	W34AIR6632TO	\$2,187
<input type="checkbox"/> HotSoak	186	Univ.	W34AIR6632HS	\$3,275
<input type="checkbox"/> Air bath	186	Univ.	W34AIR6632	\$4,142
<input type="checkbox"/> DriftBath	197	Univ.	W34AIR6632DB	\$5,647



OPTIONS (x = insert desired option code)	ENTER DESIRED OPTION CODE	MSLP
Cast acrylic stock color (COLxx): White (WH)	_____	No charge
Cast acrylic color upgrade (COLxx): Biscuit (BI)	_____	\$35
Cast acrylic premium color upgrade (COLxx): Black (BK) Sterling Silver (ST) Note: DriftBath models available in White and Biscuit only.	_____	\$389
Metallic finish suction fitting (MSxx): HotSoak premium color models only Chrome (CH) Polished Brass (BR) Brushed Nickel (SN)	_____	No charge
Color matched skirt (SKP66)	_____	\$895
Integral tile flange (IFxx): Left Tile (LT) Right Tile (RT)	_____	\$185
1" Low profile deck (LPD1) Note: skirt option not available with low profile deck	_____	\$180
Bolt-on grab bars (2) (BOGBxxx): Chrome (SS2) White (WH2) Biscuit (BI2)	_____	\$209
Bolt-on grab bars (2) (BOGBxxx): Polished Brass (BR2) Brushed Nickel (SN2) Oil Rubbed Bronze (OB2)	_____	\$250
Magnetic pillow (MPxxxxx): White (WHPIL) Black (BKPIL)	_____	\$105
Cable drive waste & overflow: Chrome (CDCHCD)	_____	\$345
Cable drive waste & overflow, color-matched (CDxxxx): Biscuit (BICD) White (WHCD)	_____	\$390
Cable drive waste & overflow (CDxxxx): Oil Rubbed Bronze (OBCD) Polished Brass (BRCD) Brushed Nickel (SNCD)	_____	\$440
Linear waste & overflow (LDxxxx): Chrome (CHLO)	_____	\$345
Linear waste & overflow (LDxxxx): Biscuit (BILO) White (WHLO)	_____	\$390
Linear waste & overflow (LDxxxx): Oil Rubbed Bronze (OBLO) Brushed Nickel (SNLO)	_____	\$440
Remote blower wiring kit for remote blower installation (RBK1) Air bath only. Piping and additional parts may be required.	_____	\$185
Remote control kit (includes remote control, control box and short cable) (RCK1) Air bath only.	_____	\$420
Chromatherapy, installed (CLM1) HotSoak only	_____	\$335
Wood shipping crate (PKCR)	_____	\$460
Rush order program* (DELQK)	_____	\$325
Residential delivery with lift gate* (DELLG)	_____	\$454

*For program terms and conditions, see page iii.

BASE PRICE (insert MSLP of base model selected in upper table)

+ \$ _____

OPTIONS SUB TOTAL

\$ _____

ORDER TOTAL

= \$ _____

Customer Name: _____ Date: _____

Additional Information: _____



AQUATIC

The bath people

SERENITY

PRODUCT FEATURES

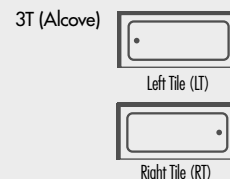
- Can be used in undermount application

For series features see section page.

ILLUSTRATION KEY

= Blower or Pump Location

TILE FLANGE CONFIGURATIONS



ORDERING KEY

In the part number, "xx" means an option code must be inserted.

Cast Acrylic stock color (COLxx): ← part number

option code → White (WH)

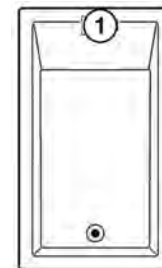
Example: COLxx + WH = COLWH
 Cast Acrylic stock color in White

Manufacturer reserves the right to discontinue models, colors, options and trim finishes without notice.

SOCO 6636

FORMERLY SERENITY 19

66 x 36 x 24



PRODUCT FEATURES

• Can be used in undermount application

For series features see section page.

ILLUSTRATION KEY

○ = Blower or Pump Location

TILE FLANGE CONFIGURATIONS

3T (Alcove)



Left Tile (LT)



Right Tile (RT)

ORDERING KEY

In the part number, "xx" means an option code must be inserted.

Cast Acrylic stock color (COLxx): ← part number

option code → White (WH)

Example: COLxx + WH = COLWH
Cast Acrylic stock color in White

Manufacturer reserves the right to discontinue models, colors, options and trim finishes without notice.

BASE MODEL	PKG. WT. LBS. (KG)	DRAIN	MODEL #	MSLP
<input type="checkbox"/> Soaker	154	Univers.	W19AIR6636TO	\$2,102
<input type="checkbox"/> HotSoak	184	Univers.	W19AIR6636HS	\$3,275
<input type="checkbox"/> Air bath	184	Univers.	W19AIR6636	\$3,987
<input type="checkbox"/> DriftBath	195	Univers.	W19AIR6636DB	\$5,564

OPTIONS (x = insert desired option code)	ENTER DESIRED OPTION CODE	MSLP
Cast acrylic stock color (COLxx): White (WH)		No charge
Cast acrylic color upgrade (COLxx): Biscuit (BI)		\$35
Cast acrylic premium color upgrade (COLUxx): Black (BK) Sterling Silver (ST) Note: DriftBath models available in White and Biscuit only.		\$389
Metallic finish suction fitting (MSxx): HotSoak premium color models only Chrome (CH) Polished Brass (BR) Brushed Nickel (SN)		No charge
Color matched skirt (SKP66)		\$895
Integral tile flange (IFxx): Left Tile (LT) Right Tile (RT)		\$185
1" Low profile deck (LPD1) Note: skirt option not available with low profile deck		\$180
Bolt-on grab bars (2) (BOGBxxx): Chrome (SS2) White (WH2) Biscuit (BI2)		\$209
Bolt-on grab bars (2) (BOGBxxx): Polished Brass (BR2) Brushed Nickel (SN2) Oil Rubbed Bronze (OB2)		\$250
Magnetic pillow (MPxxxxx): White (WHPIL) Black (BKPIL)		\$105
Cable drive waste & overflow: Chrome (CDCHCD)		\$345
Cable drive waste & overflow, color-matched (CDxxxx): Biscuit (BICD) White (WHCD)		\$390
Cable drive waste & overflow (CDxxxx): Oil Rubbed Bronze (OBCD) Polished Brass (BRCD) Brushed Nickel (SNCD)		\$440
Linear waste & overflow (LDxxxx): Chrome (CHLO)		\$345
Linear waste & overflow (LDxxxx): Biscuit (BILO) White (WHLO)		\$390
Linear waste & overflow (LDxxxx): Oil Rubbed Bronze (OBLO) Brushed Nickel (SNLO)		\$440
Remote blower wiring kit for remote blower installation (RBK1) Air bath only. Piping and additional parts may be required.		\$185
Remote control kit (includes remote control, control box and short cable) (RCK1) Air bath only.		\$420
Chromatherapy, installed (CLM1) HotSoak only		\$335
Wood shipping crate (PKCR)		\$460
Rush order program* (DELQK)		\$325
Residential delivery with lift gate* (DELLG)		\$454

*For program terms and conditions, see page iii.

BASE PRICE (insert MSLP of base model selected in upper table)

+ \$ _____

OPTIONS SUB TOTAL

\$ _____

ORDER TOTAL

= \$ _____

Customer Name: _____

Date: _____

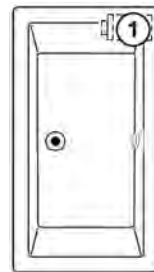
Additional Information:

SOCO 6636C

FORMERLY SERENITY 22

66 x 36 x 24

BASE MODEL	PKG. WT. LBS.	DRAIN	MODEL #	MSLP
<input type="checkbox"/> Soaker	159	Center Front	W22AIR6636CTO	\$2,102
<input type="checkbox"/> HotSoak	189	Center Front	W22AIR6636CHS	\$3,275
<input type="checkbox"/> Air bath	189	Center Front	W22AIR6636C	\$3,987
<input type="checkbox"/> DriftBath	201	Center Front	W22AIR6636CDB	\$5,564



OPTIONS (x = insert desired option code)	ENTER DESIRED OPTION CODE	MSLP
Cast acrylic stock color (COLxx): White (WH)	_____	No charge
Cast acrylic color upgrade (COLxx): Biscuit (BI)	_____	\$35
Cast acrylic premium color upgrade (COLUxx): Black (BK) Sterling Silver (ST)	_____	\$389
Note: DriftBath models available in White and Biscuit only.	_____	
Metallic finish suction fitting (MSxx): HotSoak premium color models only	_____	No charge
Chrome (CH) Polished Brass (BR) Brushed Nickel (SN)	_____	
Color matched skirt (SKP66)	_____	\$895
Integral tile flange (IFxx): Back Tile (BT) Front Tile (FT)	_____	\$185
1" Low profile deck (LPD1) Note: skirt option not available with low profile deck	_____	\$180
Bolt-on grab bar (1) (BOGBxxx): Chrome (SS1) White (WH1) Biscuit (BI1)	_____	\$105
Bolt-on grab bar (1) (BOGBxxx): Polished Brass (BR1) Brushed Nickel (SN1) Oil Rubbed Bronze (OB1)	_____	\$129
Magnetic pillow (MPxxxxxx): White (WHPIL) Black (BKPIL)	_____	\$105
Cable drive waste & overflow: Chrome (CDCHD)	_____	\$345
Cable drive waste & overflow, color-matched (CDxxxx): Biscuit (BICD) White (WHCD)	_____	\$390
Cable drive waste & overflow (CDxxxx): Oil Rubbed Bronze (OBCD) Polished Brass (BRCD) Brushed Nickel (SNCD)	_____	\$440
Linear waste & overflow (LDxxxx): Chrome (CHLO)	_____	\$345
Linear waste & overflow (LDxxxx): Biscuit (BILO) White (WHLO)	_____	\$390
Linear waste & overflow (LDxxxx): Oil Rubbed Bronze (OBLO) Brushed Nickel (SNLO)	_____	\$440
Remote blower wiring kit for remote blower installation (RBK1) Air bath only.	_____	\$185
Piping and additional parts may be required.	_____	
Remote control kit (includes remote control, control box and short cable) (RCK1) Air bath only.	_____	\$420
Chromatherapy, installed (CLM1) HotSoak only	_____	\$335
Wood shipping crate (PKCR)	_____	\$460
Rush order program* (DELQK)	_____	\$325
Residential delivery with lift gate* (DELLG)	_____	\$454

*For program terms and conditions, see page iii.

BASE PRICE (insert MSLP of base model selected in upper table)

+ \$ _____

OPTIONS SUB TOTAL

\$ _____

ORDER TOTAL

= \$ _____

Customer Name: _____ Date: _____

Additional Information:



AQUATIC

The bath people

SERENITY

PRODUCT FEATURES

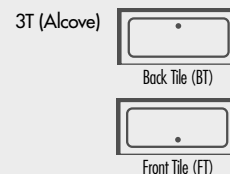
- Two person bath
- Can be used in undermount application

For series features see section page.

ILLUSTRATION KEY

= Blower or Pump Location

TILE FLANGE CONFIGURATIONS



ORDERING KEY

In the part number, "xx" means an option code must be inserted.

Cast Acrylic stock color (COLxx): ← part number

option code → White (WH)

Example: COLxx + WH = COLWH
 Cast Acrylic stock color in White

 Manufacturer reserves the right to
 discontinue models, colors, options
 and trim finishes without notice.

SERENITY

PRODUCT FEATURES

- Interior bathing well and exterior can be different colors
- Remote blower kit with 25 ft. cabling and remote control (air bath only)
- Wood shipping crate

For series features see section page.

PRICE LIST/ORDER FORM — PURCHASE ORDER REQUIRED

SOCO 6636CF

FORMERLY SERENITY 26

65 1/2 x 35 3/4 x 26 3/4

BASE MODEL	PKG. WT. LBS. (KG)	DRAIN	MODEL #	MSLP
<input type="checkbox"/> Soaker	231	Center Front	W26AIR6636CFT0	\$5,764
<input type="checkbox"/> Air bath	261	Center Front	W26AIR6636CF	\$6,201



OPTIONS (x = insert desired option code)	ENTER DESIRED OPTION CODE	MSLP
Cast acrylic stock color, interior bathing well (ICOLxx): White (WH)	_____	No charge
Cast acrylic color upgrade, interior bathing well (ICOLxx): Biscuit (BI)	_____	\$35
Cast acrylic premium color upgrade, interior bathing well (ICOLUxx): Black (BK) Sterling Silver (ST)	_____	\$389
Cast acrylic stock color, exterior shell (ECOLxx): White (WH)	_____	No charge
Cast acrylic upgrade color, exterior shell (ECOLxx): Biscuit (BI)	_____	\$35
Cast acrylic premium color upgrade, exterior shell (ECOLUxx): Black (BK) Sterling Silver (ST)	_____	\$389
Freestanding waste & overflow (FDxxxx): Chrome (CHCD)	_____	\$330
Freestanding waste & overflow (FDxxxx): White (WHCD)	_____	\$450
Freestanding waste & overflow (FDxxxx): Oil Rubbed Bronze (OBOD) Polished Brass (BRCD) Brushed Nickel (SNCD)	_____	\$515
Remote control kit (includes remote control, control box and short cable) (RCK1) Air bath only.	_____	\$420
Rush order program* (DELQK)	_____	\$325
Residential delivery with lift gate* (DELLG)	_____	\$454

*For program terms and conditions, see page iii.

BASE PRICE (insert MSLP of base model selected in upper table)

+ \$ _____

OPTIONS SUB TOTAL

\$ _____

ORDER TOTAL

= \$ _____

ORDERING KEY

In the part number, "xx" means an option code must be inserted.

Cast Acrylic stock color (COLxx): ← part number

option code → White (WH)

Example: COLxx + WH = COLWH
Cast Acrylic stock color in White

Manufacturer reserves the right to discontinue models, colors, options and trim finishes without notice.

Customer Name: _____ Date: _____

Additional Information:

SOCO 6636F

FORMERLY SERENITY 24

66 x 36 x 25 1/2

BASE MODEL	PKG. WT. LBS.	DRAIN	MODEL #	MSLP
<input type="checkbox"/> Soaker	253	Univers.	W24AIR6636FT0	\$5,764



OPTIONS (x = insert desired option code)	ENTER DESIRED OPTION CODE	MSLP
Cast acrylic stock color, interior bathing well (ICOLxx): White (WH)	_____	No charge
Cast acrylic color upgrade, interior bathing well (ICOLxx): Biscuit (BI)	_____	\$35
Cast acrylic premium color upgrade, interior bathing well (ICOLUxx): Black (BK) Sterling Silver (ST)	_____	\$389
Cast acrylic stock color, exterior shell (ECOLxx): White (WH)	_____	No charge
Cast acrylic upgrade color, exterior shell (ECOLxx): Biscuit (BI)	_____	\$35
Cast acrylic premium color upgrade, exterior shell (ECOLUxx): Black (BK) Sterling Silver (ST)	_____	\$389
Freestanding waste & overflow: Chrome (FDCHCD)	_____	\$330
Freestanding waste & overflow: White (FDWHCD)	_____	\$450
Freestanding waste & overflow (FDxxxx): Oil Rubbed Bronze (OBOD) Polished Brass (BRCD) Brushed Nickel (SNCD)	_____	\$515
Rush order program* (DELQK)	_____	\$325
Residential delivery with lift gate* (DELLG)	_____	\$454

*For program terms and conditions, see page iii.

BASE PRICE (insert MSLP of base model selected in upper table)

+ \$ _____

OPTIONS SUB TOTAL

\$ _____

ORDER TOTAL

= \$ _____

Customer Name: _____ Date: _____

Additional Information: _____



AQUATIC

The bath people

SERENITY

PRODUCT FEATURES

- Interior bathing well and exterior can be different colors
- Wood shipping crate

For series features see section page.

ORDERING KEY

In the part number, "xx" means an option code must be inserted.

Cast Acrylic stock color (COLxx) ← **part number****option code** → White (WH)**Example:** COLxx + WH = COLWH


Cast Acrylic stock color in White

Manufacturer reserves the right to discontinue models, colors, options and trim finishes without notice.

SOCO 6642

FORMERLY SERENITY 36

65 3/4 x 42 x 24



PRODUCT FEATURES

- Automatic purge and dry cycle with water sensors
- Can be used in undermount application
- Universal drain

For series features see section page.

ILLUSTRATION KEY

○ = Blower or Pump Location

TILE FLANGE CONFIGURATIONS

3T (Alcove)



Left Tile (LT)



Right Tile (RT)

ORDERING KEY

In the part number, "xx" means an option code must be inserted.

Cast Acrylic stock color (COLxx): ← part number

option code → White (WH)

Example: COLxx + WH = COLWH
Cast Acrylic stock color in White

Manufacturer reserves the right to discontinue models, colors, options and trim finishes without notice.

BASE MODEL	PKG. WT. LBS.	DRAIN	MODEL #	MSLP
<input type="checkbox"/> Soaker	158	Univ.	W36AIR6642T0	\$2,187
<input type="checkbox"/> HotSoak	188	Univ.	W36AIR6642HS	\$3,319
<input type="checkbox"/> Air bath	188	Univ.	W36AIR6642	\$4,194
<input type="checkbox"/> DriftBath	199	Univ.	W36AIR6642DB	\$5,647

OPTIONS (x = insert desired option code)	ENTER DESIRED OPTION CODE	MSLP
Cast acrylic stock color (COLxx): White (WH)	_____	No charge
Cast acrylic color upgrade (COLxx): Biscuit (BI)	_____	\$35
Cast acrylic premium color upgrade (COLUxx): Black (BK) Sterling Silver (ST) Note: DriftBath models available in White and Biscuit only.	_____	\$389
Metallic finish suction fitting (MSxx): HotSoak premium color models only	_____	No charge
Chrome (CH) Polished Brass (BR) Brushed Nickel (SN)	_____	No charge
Color matched skirt (SKP66)	_____	\$895
Integral tile flange (IFxx): Left Tile (LT) Right Tile (RT)	_____	\$185
1" Low profile deck (LPD1) Note: skirt option not available with low profile deck	_____	\$180
Bolt-on grab bars (2) (BOGBxxx): Chrome (SS2) White (WH2) Biscuit (BI2)	_____	\$209
Bolt-on grab bars (2) (BOGBxxx): Polished Brass (BR2) Brushed Nickel (SN2) Oil Rubbed Bronze (OB2)	_____	\$250
Magnetic pillow (MPxxxxx): White (WHPIL) Black (BKPIL)	_____	\$105
Cable drive waste & overflow: Chrome (CDCHCD)	_____	\$345
Cable drive waste & overflow, color-matched (CDxxxx): Biscuit (BICD) White (WHCD)	_____	\$390
Cable drive waste & overflow (CDxxxx): Oil Rubbed Bronze (OB2) Polished Brass (BR2) Brushed Nickel (SN2)	_____	\$440
Linear waste & overflow (LDxxxx): Chrome (CHLO)	_____	\$345
Linear waste & overflow (LDxxxx): Biscuit (BILO) White (WHLO)	_____	\$390
Linear waste & overflow (LDxxxx): Oil Rubbed Bronze (OBLO) Brushed Nickel (SNLO)	_____	\$440
Remote blower wiring kit for remote blower installation (RBK1) Air bath only. Piping and additional parts may be required.	_____	\$185
Remote control kit (includes remote control, control box and short cable) (RCK1) Air bath only.	_____	\$420
Chromatherapy, installed (CLM1) HotSoak only	_____	\$335
Wood shipping crate (PKCR)	_____	\$460
Rush order program* (DELQK)	_____	\$325
Residential delivery with lift gate* (DELLG)	_____	\$454

*For program terms and conditions, see page iii.

BASE PRICE (insert MSLP of base model selected in upper table)

+ \$ _____

OPTIONS SUB TOTAL

\$ _____

ORDER TOTAL

= \$ _____

Customer Name: _____ Date: _____

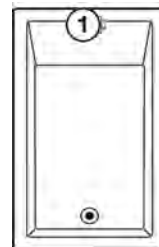
Additional Information:

SOCO 7236

FORMERLY SERENITY 38

72 x 35 7/8 x 24

BASE MODEL	PKG. WT. LBS.	DRAIN	MODEL #	MSLP
<input type="checkbox"/> Soaker	194	Univ.	W38AIR7236TO	\$2,374
<input type="checkbox"/> HotSoak	224	Univ.	W38AIR7236HS	\$3,557
<input type="checkbox"/> Air bath	224	Univ.	W38AIR7236	\$4,642
<input type="checkbox"/> DriftBath	235	Univ.	W38AIR7236DB	\$5,836



OPTIONS (x = insert desired option code)	ENTER DESIRED OPTION CODE	MSLP
Cast acrylic stock color (COLxx): White (WH)	_____	No charge
Cast acrylic color upgrade (COLxx): Biscuit (BI)	_____	\$35
Cast acrylic premium color upgrade (COLUxx): Black (BK) Sterling Silver (ST)	_____	\$389
Note: DriftBath models available in White and Biscuit only.	_____	
Metallic finish suction fitting (MSxx): HotSoak premium color models only	_____	No charge
Chrome (CH) Polished Brass (BR) Brushed Nickel (SN)	_____	
Color matched skirt (SKP72)	_____	\$895
Integral tile flange (IFxx): Left Tile (LT) Right Tile (RT)	_____	\$185
1" Low profile deck (LPD1) Note: skirt option not available with low profile deck	_____	\$180
Bolt-on grab bars (2) (BOGBxxx): Chrome (SS2) White (WH2) Biscuit (BI2)	_____	\$209
Bolt-on grab bars (2) (BOGBxxx): Polished Brass (BR2) Brushed Nickel (SN2) Oil Rubbed Bronze (OB2)	_____	\$250
Magnetic pillow (MPxxxxx): White (WHPIL) Black (BKPIL)	_____	\$105
Cable drive waste & overflow: Chrome (CDCHCD)	_____	\$345
Cable drive waste & overflow, color-matched (CDxxxx): Biscuit (BICD) White (WHCD)	_____	\$390
Cable drive waste & overflow (CDxxxx): Oil Rubbed Bronze (OBCD) Polished Brass (BRCD) Brushed Nickel (SNCD)	_____	\$440
Linear waste & overflow (LDxxxx): Chrome (CHLO)	_____	\$345
Linear waste & overflow (LDxxxx): Biscuit (BILO) White (WHLO)	_____	\$390
Linear waste & overflow (LDxxxx): Oil Rubbed Bronze (OBLO) Brushed Nickel (SNLO)	_____	\$440
Remote blower wiring kit for remote blower installation (RBK1) Air bath only.	_____	\$185
Piping and additional parts may be required.	_____	
Remote control kit (includes remote control, control box and short cable) (RCK1) Air bath only.	_____	\$420
Chromatherapy, installed (CLM1) HotSoak only	_____	\$335
Wood shipping crate (PKCR)	_____	\$460
Rush order program* (DELQK)	_____	\$325
Residential delivery with lift gate* (DELLG)	_____	\$454

*For program terms and conditions, see page iii.

BASE PRICE (insert MSLP of base model selected in upper table)

+ \$ _____

OPTIONS SUB TOTAL

\$ _____

ORDER TOTAL

= \$ _____

Customer Name: _____ Date: _____

Additional Information: _____



AQUATIC

The bath people

SERENITY

PRODUCT FEATURES

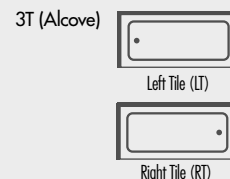
- Can be used in undermount application

For series features see section page.

ILLUSTRATION KEY

= Blower or Pump Location

TILE FLANGE CONFIGURATIONS



ORDERING KEY

In the part number, "xx" means an option code must be inserted.

Cast Acrylic stock color (COLxx): ← part number

option code → White (WH)

Example: COLxx + WH = COLWH
Cast Acrylic stock color in White

Manufacturer reserves the right to discontinue models, colors, options and trim finishes without notice.

SERENITY

PRODUCT FEATURES

• Can be used in undermount application

For series features see section page.

ILLUSTRATION KEY

○ = Blower or Pump Location

TILE FLANGE CONFIGURATIONS

3T (Alcove)



Left Tile (LT)



Right Tile (RT)

ORDERING KEY

In the part number, "xx" means an option code must be inserted.

Cast Acrylic stock color (COLxx): ← part number

option code → White (WH)

Example: COLxx + WH = COLWH
Cast Acrylic stock color in White

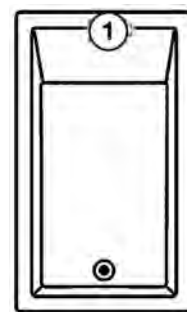
Manufacturer reserves the right to discontinue models, colors, options and trim finishes without notice.

PRICE LIST/ORDER FORM — PURCHASE ORDER REQUIRED

SOCO 7242

FORMERLY SERENITY 18

72 x 42 x 24



BASE TYPE	PKG. WT. LBS.	DRAIN	MODEL #	MSLP
<input type="checkbox"/> Soaker	225	Univers.	W18AIR7242TO	\$2,145
<input type="checkbox"/> HotSoak	265	Univers.	W18AIR7242HS	\$3,557
<input type="checkbox"/> Air bath	265	Univers.	W18AIR7242	\$4,642
<input type="checkbox"/> DriftBath	276	Univers.	W18AIR7242DB	\$5,836

OPTIONS (x = insert desired option code)	ENTER DESIRED OPTION CODE	MSLP
Cast acrylic stock color (COLxx): White (WH)	_____	No charge
Cast acrylic color upgrade (COLxx): Biscuit (BI)	_____	\$35
Cast acrylic premium color upgrade (COLUxx): Black (BK) Sterling Silver (ST) Note: DriftBath models available in White and Biscuit only.	_____	\$389
Metallic finish suction fitting (MSxx): HotSoak premium color models only Chrome (CH) Polished Brass (BR) Brushed Nickel (SN)	_____	No charge
Color matched skirt (SKP72)	_____	\$895
Integral tile flange (IFxx): Left Tile (LT) Right Tile (RT)	_____	\$185
Bolt-on grab bars (2) (BOGBxxx): Chrome (SS2) White (WH2) Biscuit (BI2)	_____	\$209
Bolt-on grab bars (2) (BOGBxxx): Polished Brass (BR2) Brushed Nickel (SN2) Oil Rubbed Bronze (OB2)	_____	\$250
Magnetic pillow (MPxxxxx): White (WHPIL) Black (BKPIL)	_____	\$105
Cable drive waste & overflow: Chrome (CDCHCD)	_____	\$345
Cable drive waste & overflow, color-matched (CDxxxx): Biscuit (BICD) White (WHCD)	_____	\$390
Cable drive waste & overflow (CDxxxx): Oil Rubbed Bronze (OBCD) Polished Brass (BRCD) Brushed Nickel (SNCD)	_____	\$440
Remote blower wiring kit for remote blower installation (RBK1) Air bath only. Piping and additional parts may be required.	_____	\$185
Remote control kit (includes remote control, control box and short cable) (RCK1) Air bath only.	_____	\$420
Chromatherapy, installed (CLM1) HotSoak only	_____	\$335
1" Low profile deck (LPD1) Note: skirt option not available with low profile deck	_____	\$180
Wood shipping crate (PKCR)	_____	\$460
Rush order program* (DELQK)	_____	\$325
Residential delivery with lift gate* (DELLG)	_____	\$454
*For program terms and conditions, see page iii.		

BASE PRICE (insert MSLP of base model selected in upper table)

+ \$ _____

OPTIONS SUB TOTAL

\$ _____

ORDER TOTAL

= \$ _____

Customer Name: _____ Date: _____

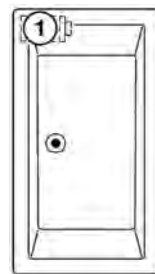
Additional Information:

SOCO 7242C

FORMERLY SERENITY 21

71 1/4 x 41 1/2 x 24

BASE MODEL	PKG. WT. LBS.	DRAIN	MODEL #	MSLP
<input type="checkbox"/> Soaker	158	Center Front	W21AIR7242CTO	\$2,374
<input type="checkbox"/> HotSoak	188	Center Front	W21AIR7242CHS	\$3,557
<input type="checkbox"/> Air bath	188	Center Front	W21AIR7242C	\$4,642
<input type="checkbox"/> DriftBath	201	Center Front	W21AIR7242CDB	\$5,836



OPTIONS (x = insert desired option code)	ENTER DESIRED OPTION CODE	MSLP
Cast acrylic stock color (COLxx): White (WH)	_____	No charge
Cast acrylic color upgrade (COLxx): Biscuit (BI)	_____	\$35
Cast acrylic premium color upgrade (COLUxx): Black (BK) Sterling Silver (ST)	_____	\$389
Note: DriftBath models available in White and Biscuit only.	_____	
Metallic finish suction fitting (MSxx): HotSoak premium color models only	_____	No charge
Chrome (CH) Polished Brass (BR) Brushed Nickel (SN)	_____	
Color matched skirt (SKP72)	_____	\$895
1" Low profile deck (LPD1) Note: skirt option not available with low profile deck	_____	\$180
Bolt-on grab bar (1) (BOGBxxx): Chrome (SS1) White (WH1) Biscuit (BI1)	_____	\$105
Bolt-on grab bar (1) (BOGBxxx): Polished Brass (BR1) Brushed Nickel (SN1) Oil Rubbed Bronze (OB1)	_____	\$129
Magnetic pillow (MPxxxxx): White (WHPIL) Black (BKPIL)	_____	\$105
Cable drive waste & overflow: Chrome (CDCHCD)	_____	\$345
Cable drive waste & overflow, color-matched (CDxxxx): Biscuit (BICD) White (WHCD)	_____	\$390
Cable drive waste & overflow (CDxxxx): Oil Rubbed Bronze (OBCD) Polished Brass (BRCD) Brushed Nickel (SNCD)	_____	\$440
Linear waste & overflow (LDxxxx): Chrome (CHLO)	_____	\$345
Linear waste & overflow (LDxxxx): Biscuit (BILO) White (WHLO)	_____	\$390
Linear waste & overflow (LDxxxx): Oil Rubbed Bronze (OBLO) Brushed Nickel (SNLO)	_____	\$440
Remote blower wiring kit for remote blower installation (RBK1) Air bath only.	_____	\$185
Piping and additional parts may be required.	_____	
Remote control kit (includes remote control, control box and short cable) (RCK1) Air bath only.	_____	\$420
Chromatherapy, installed (CLM1) HotSoak only	_____	\$335
Wood shipping crate (PKCR)	_____	\$460
Rush order program* (DELQK)	_____	\$325
Residential delivery with lift gate* (DELLG)	_____	\$454

*For program terms and conditions, see page iii.

BASE PRICE (insert MSLP of base model selected in upper table)

+ \$ _____

OPTIONS SUB TOTAL

\$ _____

ORDER TOTAL

= \$ _____

Customer Name: _____ Date: _____

Additional Information: _____



AQUATIC

The bath people

SERENITY

PRODUCT FEATURES

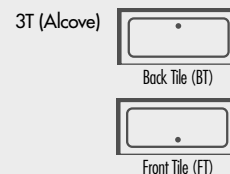
- Two person bath
- Automatic purge and dry cycle with water sensors
- Can be used in undermount application

For series features see section page.

ILLUSTRATION KEY

= Blower or Pump Location

TILE FLANGE CONFIGURATIONS



ORDERING KEY

In the part number, "xx" means an option code must be inserted.

Cast Acrylic stock color (COLxx) ← part number

option code → White (WH)

Example: COLxx + WH = COLWH
Cast Acrylic stock color in White

Manufacturer reserves the right to discontinue models, colors, options and trim finishes without notice.

SERENITY

PRODUCT FEATURES

- Two person bath
- Interior bathing well and exterior can be different colors
- Remote blower kit with 25 ft. cabling and remote control (air bath only)
- Wood shipping crate

For series features see section page.

ILLUSTRATION KEY

○ = Blower or Pump Location

ORDERING KEY

In the part number, "xx" means an option code must be inserted.

Cast Acrylic stock color (COLxx): ← part number

option code → White (WH)

Example: COLxx + WH = COLWH
Cast Acrylic stock color in White

Manufacturer reserves the right to discontinue models, colors, options and trim finishes without notice.

PRICE LIST/ORDER FORM — PURCHASE ORDER REQUIRED

SOCO 7242CF

FORMERLY SERENITY 25

71 ¼ x 41 ¾ x 25 ½

BASE MODEL	PKG. WT. LBS.	DRAIN	MODEL #	MSLP
<input type="checkbox"/> Soaker	275	Center Front	W25AIR7242CFT0	\$6,717
<input type="checkbox"/> Air bath	305	Center Front	W25AIR7242CF	\$7,228



OPTIONS (x = insert desired option code)	ENTER DESIRED OPTION CODE	MSLP
Cast acrylic stock color, interior bathing well (ICOLxx): White (WH)	_____	No charge
Cast acrylic upgrade color, interior bathing well (ICOLxx): Biscuit (BI)	_____	\$35
Cast acrylic premium color upgrade, interior shell (ICOLUxx): Black (BK) Sterling Silver (ST)	_____	\$389
Cast acrylic stock color, exterior shell (ECOLxx): Biscuit (BI) White (WH)	_____	No charge
Cast acrylic upgrade color, exterior shell (ECOLxx): Biscuit (BI)	_____	\$35
Cast acrylic premium color upgrade, exterior shell (ECOLUxx): Black (BK) Sterling Silver (ST)	_____	\$389
Freestanding waste & overflow (FDxxxx): Chrome (CHCD)	_____	\$330
Freestanding waste & overflow (FDxxxx): White (WHCD)	_____	\$450
Freestanding waste & overflow (FDxxxx): Oil Rubbed Bronze (OBOD) Polished Brass (BRCD) Brushed Nickel (SNCD)	_____	\$515
Remote control kit (includes remote control, control box and short cable) (RCK1) Air bath only.	_____	\$420
Rush order program* (DELQK)	_____	\$325
Residential delivery with lift gate* (DELLG)	_____	\$454

*For program terms and conditions, see page iii.

BASE PRICE (insert MSLP of base model selected in upper table)

+ \$ _____

OPTIONS SUB TOTAL

\$ _____

ORDER TOTAL

= \$ _____

Customer Name: _____ Date: _____

Additional Information:

SOCO 7242F

FORMERLY SERENITY 23

71 ¼ x 41 ½ x 25 ½

BASE MODEL	PKG. WT. LBS.	DRAIN	MODEL #	MSLP
<input type="checkbox"/> Soaker	273	Univ.	W23AIR7242FT0	\$6,717



SERENITY

PRODUCT FEATURES

- Interior bathing well and exterior can be different colors
- Wood shipping crate

For series features see section page.

OPTIONS (x = insert desired option code)	ENTER DESIRED OPTION CODE	MSLP
Cast acrylic stock color, interior bathing well (ICOLxx): White (WH)	_____	No charge
Cast acrylic upgrade color, interior bathing well (ICOLxx): Biscuit (BI)	_____	\$35
Cast acrylic premium color upgrade, interior bathing well (ICOLUxx): Black (BK) Sterling Silver (ST)	_____	\$389
Cast acrylic stock color, exterior shell (ECOLxx): Biscuit (BI) White (WH)	_____	No charge
Cast acrylic upgrade color, exterior shell (ECOLxx): Biscuit (BI)	_____	\$35
Cast acrylic premium color upgrade, exterior shell (ECOLUxx): Black (BK) Sterling Silver (ST)	_____	\$389
Freestanding waste & overflow (FDxxxx): Chrome (CHCD)	_____	\$330
Freestanding waste & overflow (FDxxxx): White (WHCD)	_____	\$450
Freestanding waste & overflow (FDxxxx): Oil Rubbed Bronze (OBCD) Polished Brass (BRCD) Brushed Nickel (SNCD)	_____	\$515
Rush order program* (DELQK)	_____	\$325
Residential delivery with lift gate* (DELLG)	_____	\$454

*For program terms and conditions, see page iii.

BASE PRICE (insert MSLP of base model selected in upper table)

+ \$ _____

OPTIONS SUB TOTAL

\$ _____

ORDER TOTAL

= \$ _____

ORDERING KEY

In the part number, "xx" means an option code must be inserted.

Cast Acrylic stock color (ICOLxx): ← **part number**
option code → White (WH)

Example: COLxx + WH = COLWH
Cast Acrylic stock color in White

Manufacturer reserves the right to discontinue models, colors, options and trim finishes without notice.

Customer Name: _____ Date: _____

Additional Information: _____

SERENITY

PRODUCT FEATURES

- Two person bath
- Acrylic pedestal
- Available in White only
- Wood shipping crate

For series features see section page.

ORDERING KEY

In the part number, "xx" means an option code must be inserted.

Cast Acrylic stock color (COLxx): ← part number

option code → White (WH)

Example: COLxx + WH = COLWH
Cast Acrylic stock color in White

Manufacturer reserves the right to discontinue models, colors, options and trim finishes without notice.

PRICE LIST/ORDER FORM — PURCHASE ORDER REQUIRED

VIOLET 7239CF

FORMERLY SERENITY 47

71 ½ x 39 x 23

BASE MODEL	PKG. WT. LBS.	DRAIN	MODEL #	MSLP
<input type="checkbox"/> Soaker	194	Center Front	WY6717PT0	\$5,745



OPTIONS (x = insert desired option code)	ENTER DESIRED OPTION CODE	MSLP
Freestanding waste & overflow (FDxxxx): Chrome (CHCD)	_____	\$330
Freestanding waste & overflow (FDxxxx): White (WHCD)	_____	\$450
Freestanding waste & overflow (FDxxxx): Oil Rubbed Bronze (OBOD) Polished Brass (BRCD) Brushed Nickel (SNCD)	_____	\$515
Rush order program* (DELQK)	_____	\$325
Residential delivery with lift gate* (DELLG)	_____	\$454
*For program terms and conditions, see page iii.		

BASE PRICE (insert MSLP of base model selected in upper table)

+ \$ _____

OPTIONS SUB TOTAL

\$ _____

ORDER TOTAL

= \$ _____

Customer Name: _____ Date: _____

Additional Information:

WINNIE 5430F FORMERLY SERENITY 45

54 3/8 x 30 x 24 1/2

BASE MODEL	PKG. WT. LBS.	DRAIN	MODEL #	MSLP
<input type="checkbox"/> Soaker	110	End	WY5417T0	\$5,051



OPTIONS (x = insert desired option code)	ENTER DESIRED OPTION CODE	MSLP
Freestanding waste & overflow (FDxxxx): Chrome (CHCD)	_____	\$330
Freestanding waste & overflow (FDxxxx): White (WHCD)	_____	\$450
Freestanding waste & overflow (FDxxxx): Oil Rubbed Bronze (OBCD) Polished Brass (BRCD) Brushed Nickel (SNCD)	_____	\$515
Claw feet (FTXX): Chrome (CH) Oil Rubbed Bronze (OB) Polished Brass (PB) Brushed Nickel (BN) White (WH)	_____	No charge
Rush order program* (DELQK)	_____	\$325
Residential delivery with lift gate* (DELLG)	_____	\$454

*For program terms and conditions, see page iii.

BASE PRICE (insert MSLP of base model selected in upper table)

+ \$ _____

OPTIONS SUB TOTAL

\$ _____

ORDER TOTAL

= \$ _____

SERENITY**PRODUCT FEATURES**

- Claw feet (Chrome standard)
- Available in White only
- Wood shipping crate

For series features see section page.

ORDERING KEY

In the part number, "xx" means an option code must be inserted.

Cast Acrylic stock color ((COLxx)) ← **part number****option code** → White (WH)**Example:** COLxx + WH = COLWH

Cast Acrylic stock color in White

Manufacturer reserves the right to discontinue models, colors, options and trim finishes without notice.

Customer Name: _____ Date: _____

Additional Information: _____

Builders' Choice



Features (all models)

- Ergonomic bathing well
- Pre-leveled wood base
- Slip resistant floor
- Premium cast acrylic surface
- Limited 10-year warranty

SYSTEM FEATURES *(standard)*

Whirlpool

- Pneumatic on/off control
- 7-8 hydrotherapy jets
- High-flow directional jets
- Low-profile spinning micro-jets
- Whirlpool pump
- Safety suction system

Air Bath

- Pneumatic on/off control
- Perimeter air system
- Single speed heated-air blower with purge and dry cycle

ALYDAR I

60 x 42 x 23 7/8 inches

BUILDERS' CHOICE

PRODUCT FEATURES

- Sculpted armrests
- Can be used in undermount application


For series features see section page.

ILLUSTRATION KEY

○ = Blower or Pump Location

TILE FLANGE CONFIGURATIONS

3T (Alcove)

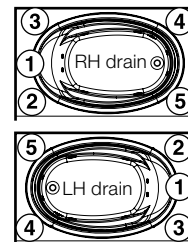


Left Tile (LT)



Right Tile (RT)

BASE MODEL	PKG. WT. LBS.	JETS	DRAIN	MODEL #	MSLP
<input type="checkbox"/> Soaker	112	0	Universal	W5660620	\$1,529
<input type="checkbox"/> Whirlpool	162	8	Universal	W5660621	\$2,476
<input type="checkbox"/> Air bath	142	0	Universal	W5660620A	\$2,588



shown with optional tile flange
(island standard)

OPTIONS (x = insert desired option code)	ENTER DESIRED OPTION CODE	MSLP
Cast acrylic stock color (COLxx): White (WH)	_____	No charge
Cast acrylic color upgrade (COLxx): Biscuit (BI)	_____	\$35
Color matched skirt: (60ACSK)	_____	\$855
Integral tile flange (IFxx): Left Tile (LT) Right Tile (RT)	_____	\$67
Pump / blower location (PLxx): Standard Location (L1) Location 2 (L2) Location 3 (L3) Location 4 (L4) Location (L5)	_____	No charge
Magnetic pillow (MPxxxxx): White (WHPIL) Black (BKPIL)	_____	\$105
Cable drive waste & overflow: Chrome (CDCHCD)	_____	\$345
Cable drive waste & overflow, color-matched (CDxxxx): Biscuit (BICD) White (WHCD)	_____	\$390
Cable drive waste & overflow (CDxxxx): Oil Rubbed Bronze (OBCD) Polished Brass (BRCD) Brushed Nickel (SNCD)	_____	\$440
Inline heater - 1.5kW, factory installed (whirlpool only) (HTH1)	_____	\$400
Wood shipping crate (PKCR)	_____	\$460
Rush order program* (DELQK)	_____	\$325
Residential delivery with lift gate* (DELLG)	_____	\$454

*For program terms and conditions, see page iii.

BASE PRICE (insert MSLP of base model selected in upper table)

+ \$ _____

OPTIONS SUB TOTAL

\$ _____

ORDER TOTAL

= \$ _____

ORDERING KEY

In the part number, "xx" means an option code must be inserted.

Cast Acrylic stock color (COLxx): ← part number

option code → White (WH)

Example: COLxx + WH = COLWH
Cast Acrylic stock color in White

Manufacturer reserves the right to discontinue models, colors, options and trim finishes without notice.

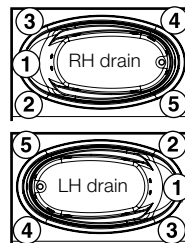
Customer Name: _____ Date: _____

Additional Information:

ALYDAR II

72 x 42 x 23 7/8 inches

BASE MODEL	PKG. WT. LBS.	JETS	DRAIN	MODEL #	MSLP
<input type="checkbox"/> Soaker	121	0	Universal	W5772620	\$1,723
<input type="checkbox"/> Whirlpool	171	8	Universal	W5772621	\$2,695
<input type="checkbox"/> Air bath	134	0	Universal	W5772620A	\$2,847

shown with optional tile flange
(island standard)

OPTIONS (x = insert desired option code)	ENTER DESIRED OPTION CODE	MSLP
Cast acrylic stock color (COLxx): White (WH)	_____	No charge
Cast acrylic color upgrade (COLxx): Biscuit (BI)	_____	\$35
Color matched skirt (72ACSK)	_____	\$895
Integral tile flange (IFxx): Left Tile (LT) Right Tile (RT)	_____	\$67
Pump / blower location (PLxx): Standard Location (L1) Location 2 (L2) Location 3 (L3) Location 4 (L4) Location (L5)	_____	No charge
Magnetic pillow (MPxxxxxx): White (WHPIL) Black (BKPIL)	_____	\$105
Cable drive waste & overflow: Chrome (CDCHCD)	_____	\$345
Cable drive waste & overflow, color-matched (CDxxxx): Biscuit (BICD) White (WHCD)	_____	\$390
Cable drive waste & overflow (CDxxxx): Oil Rubbed Bronze (OBCD) Polished Brass (BRCD) Brushed Nickel (SNCD)	_____	\$440
Inline heater - 1.5kW, factory installed (whirlpool only) (HTH1)	_____	\$400
Wood shipping crate (PKCR)	_____	\$460
Rush order program* (DELQK)	_____	\$325
Residential delivery with lift gate* (DELLG)	_____	\$454
*For program terms and conditions, see page iii.		

BASE PRICE (insert MSLP of base model selected in upper table)

+ \$ _____

OPTIONS SUB TOTAL

\$ _____

ORDER TOTAL

= \$ _____

BUILDERS' CHOICE

PRODUCT FEATURES

- Sculpted armrests
- Can be used in undermount application

For series features see section page.

ILLUSTRATION KEY

 = Blower or Pump Location

TILE FLANGE CONFIGURATIONS



ORDERING KEY

In the part number, "xx" means an option code must be inserted.

Cast Acrylic stock color (COLxx): ← part number

option code → White (WH)

Example: COLxx + WH = COLWH
 Cast Acrylic stock color in White

 Manufacturer reserves the right to
 discontinue models, colors, options
 and trim finishes without notice.

Customer Name: _____ Date: _____

Additional Information: _____

ARIEL I

60 x 42 x 23 inches

BUILDERS' CHOICE

PRODUCT FEATURES

• Sculpted armrests

For series features see section page.

ILLUSTRATION KEY

○ = Blower or Pump Location

ORDERING KEY

In the part number, "xx" means an option code must be inserted.

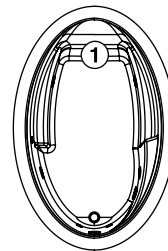
Cast Acrylic stock color (COLxx): ← part number

option code → White (WH)

Example: COLxx + WH = COLWH
Cast Acrylic stock color in White

Manufacturer reserves the right to discontinue models, colors, options and trim finishes without notice.

BASE MODEL	PKG. WT. LBS.	JETS	DRAIN	MODEL #	MSLP
<input type="checkbox"/> Soaker	84	0	Universal	W2860420	\$1,494
<input type="checkbox"/> Whirlpool	153	8	Universal	W2860421	\$2,707
<input type="checkbox"/> Air bath	114	0	Universal	W2860420A	\$2,860



OPTIONS (x = insert desired option code)	ENTER DESIRED OPTION CODE	MSLP
Cast acrylic stock color (COLxx): White (WH)	_____	No charge
Cast acrylic color upgrade (COLxx): Biscuit (BI)	_____	\$35
Magnetic pillow (MPxxxxx): White (WHPIL) Black (BKPIL)	_____	\$105
Cable drive waste & overflow: Chrome (CDCHCD)	_____	\$345
Cable drive waste & overflow, color-matched (CDxxxx): Biscuit (BICD) White (WHCD)	_____	\$390
Cable drive waste & overflow (CDxxxx): Oil Rubbed Bronze (OBCD) Polished Brass (BRCD) Brushed Nickel (SNCD)	_____	\$440
Inline heater - 1.5kW, factory installed (whirlpool only) (HTH1)	_____	\$400
Wood shipping crate (PKCR)	_____	\$460
Rush order program* (DELQK)	_____	\$325
Residential delivery with lift gate* (DELLG)	_____	\$454

*For program terms and conditions, see page iii.

BASE PRICE (insert MSLP of base model selected in upper table)

+ \$ _____

OPTIONS SUB TOTAL

\$ _____

ORDER TOTAL

= \$ _____

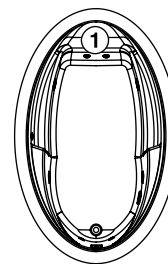
Customer Name: _____ Date: _____

Additional Information:

ARIEL II

66 x 41 ¼ x 23

BASE MODEL	PKG. WT. LBS.	JETS	DRAIN	MODEL #	MSLP
<input type="checkbox"/> Soaker	89	0	Universal	W3366420	\$1,561
<input type="checkbox"/> Whirlpool	160	8	Universal	W3366421	\$2,779
<input type="checkbox"/> Air bath	119	0	Universal	W3366420A	\$2,900



OPTIONS (x = insert desired option code)	ENTER DESIRED OPTION CODE	MSLP
Cast acrylic stock color (COLxx): White (WH)	_____	No charge
Cast acrylic color upgrade (COLxx): Biscuit (BI)	_____	\$35
Magnetic pillow (MPxxxxx): White (WHPIL) Black (BKPIL)	_____	\$105
Cable drive waste & overflow: Chrome (CDCHCD)	_____	\$345
Cable drive waste & overflow, color-matched (CDxxx): Biscuit (BICD) White (WHCD)	_____	\$390
Cable drive waste & overflow (CDxxx): Oil Rubbed Bronze (OBCD) Polished Brass (BRCD) Brushed Nickel (SNCD)	_____	\$440
Inline heater - 1.5kW, factory installed (whirlpool only) (HTH1)	_____	\$400
Wood shipping crate (PKCR)	_____	\$460
Rush order program* (DELQK)	_____	\$325
Residential delivery with lift gate* (DELLG)	_____	\$454

*For program terms and conditions, see page iii.

BASE PRICE (insert MSLP of base model selected in upper table)

+ \$ _____

OPTIONS SUB TOTAL

\$ _____

ORDER TOTAL

= \$ _____

BUILDERS' CHOICE

PRODUCT FEATURES

• Sculpted armrests

For series features see section page.

ILLUSTRATION KEY

 = Blower or Pump Location

ORDERING KEY

In the part number, "xx" means an option code must be inserted.

Cast Acrylic stock color (COLxx) ← **part number**
option code → White (WH)

Example: COLxx + WH = COLWH
Cast Acrylic stock color in White

Manufacturer reserves the right to discontinue models, colors, options and trim finishes without notice.

Customer Name: _____ Date: _____

Additional Information: _____

ARIEL III

72 x 41 1/2 x 23 inches

BUILDERS' CHOICE

PRODUCT FEATURES

• Sculpted armrests

For series features see section page.

ILLUSTRATION KEY

○ = Blower or Pump Location

ORDERING KEY

In the part number, "xx" means an option code must be inserted.

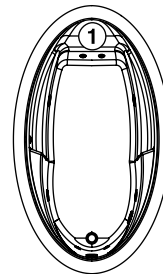
Cast Acrylic stock color (COLxx): ← part number

option code → White (WH)

Example: COLxx + WH = COLWH
Cast Acrylic stock color in White

Manufacturer reserves the right to discontinue models, colors, options and trim finishes without notice.

BASE MODEL	PKG. WT. LBS.	JETS	DRAIN	MODEL #	MSLP
<input type="checkbox"/> Soaker	93	0	Universal	W3172620	\$1,600
<input type="checkbox"/> Whirlpool	141	8	Universal	W3172621	\$2,982
<input type="checkbox"/> Air bath	123	0	Universal	W3172620A	\$3,104



OPTIONS (x = insert desired option code)	ENTER DESIRED OPTION CODE	MSLP
Cast acrylic stock color (COLxx): White (WH)	_____	No charge
Cast acrylic color upgrade (COLxx): Biscuit (BI)	_____	\$35
Magnetic pillow (MPxxxxx): White (WHPIL) Black (BKPIIL)	_____	\$105
Cable drive waste & overflow: Chrome (CDCHCD)	_____	\$345
Cable drive waste & overflow, color-matched (CDxxxx): Biscuit (BICD) White (WHCD)	_____	\$390
Cable drive waste & overflow (CDxxxx): Oil Rubbed Bronze (OBCD) Polished Brass (BRCD) Brushed Nickel (SNCD)	_____	\$440
Inline heater - 1.5kW, factory installed (whirlpool only) (HTH1)	_____	\$400
Wood shipping crate (PKCR)	_____	\$460
Rush order program* (DELQK)	_____	\$325
Residential delivery with lift gate* (DELLG)	_____	\$454

*For program terms and conditions, see page iii.

BASE PRICE (insert MSLP of base model selected in upper table)

+ \$ _____

OPTIONS SUB TOTAL

\$ _____

ORDER TOTAL

= \$ _____

Customer Name: _____ Date: _____

Additional Information:

ARYA 6636CF

66 x 36 x 23

BASE MODEL	PKG. WT. LBS.	DRAIN	MODEL #	MSLP
<input type="checkbox"/> Soaker	155	Center Front	W586636FT0	\$2,315



OPTIONS (x = insert desired option code)	ENTER DESIRED OPTION CODE	MSLP
Rush order program* (DELQK)	_____	\$325
Residential delivery with lift gate* (DELLG)	_____	\$454

*For program terms and conditions, see pg. iii.

BASE PRICE (insert MSLP of base model selected in upper table)

+ \$ _____

OPTIONS SUB TOTAL

\$ _____

ORDER TOTAL

= \$ _____

BUILDERS' CHOICE

PRODUCT FEATURES

- 2-piece freestanding design
- 2- person bathing
- Integral linear overflow
- Drain kit (chrome standard, included)
- White only

For series features see section page.

ORDERING KEY

In the part number, "xx" means an option code must be inserted.

Cast Acrylic stock color ((COLxx)) ← **part number**

option code → White (WH)

Example: COLxx + WH = COLWH
Cast Acrylic stock color in White

Manufacturer reserves the right to discontinue models, colors, options and trim finishes without notice.

Customer Name: _____ Date: _____

Additional Information:

ASCOT I

60 x 34 x 21 1/2 inches

BUILDERS' CHOICE

PRODUCT FEATURES

- Sculpted armrests
- Can be used in undermount application


For series features see section page.

ILLUSTRATION KEY

○ = Blower or Pump Location

TILE FLANGE CONFIGURATIONS

3T (Alcove)



Left Tile (LT)



Right Tile (RT)

ORDERING KEY

In the part number, "xx" means an option code must be inserted.

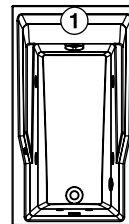
Cast Acrylic stock color (COLxx): ← part number

option code → White (WH)

Example: COLxx + WH = COLWH
Cast Acrylic stock color in White

Manufacturer reserves the right to discontinue models, colors, options and trim finishes without notice.

BASE MODEL	PKG. WT. LBS.	JETS	DRAIN	MODEL #	MSLP
<input type="checkbox"/> Soaker	110	0	Universal	W4360530	\$1,349
<input type="checkbox"/> Whirlpool	160	7	Universal	W4360531	\$2,284



OPTIONS (x = insert desired option code)	ENTER DESIRED OPTION CODE	MSLP
Cast acrylic stock color (COLxx): White (WH)	_____	No charge
Cast acrylic color upgrade (COLxx): Biscuit (BI)	_____	\$35
Color matched skirt: (60ACSK)	_____	\$855
Integral tile flange (IFxx): Left Tile (LT) Right Tile (RT)	_____	\$67
Bolt-on grab bars (2) (BOGBxxx): Chrome (SS2) White (WH2) Biscuit (BI2)	_____	\$209
Bolt-on grab bars (2) (BOGBxxx): Polished Brass (BR2) Brushed Nickel (SN2) Oil Rubbed Bronze (OB2)	_____	\$250
Magnetic pillow (MPxxxxx): White (WHPIL) Black (BKPIL)	_____	\$105
Cable drive waste & overflow: Chrome (CDCHCD)	_____	\$345
Cable drive waste & overflow, color-matched (CDxxxx): Biscuit (BICD) White (WHCD)	_____	\$390
Cable drive waste & overflow (CDxxxx): Oil Rubbed Bronze (OBCD) Polished Brass (BRCD) Brushed Nickel (SNCD)	_____	\$440
Inline heater - 1.5kW, factory installed (whirlpool only) (HTH1)	_____	\$400
Wood shipping crate (PKCR)	_____	\$460
Rush order program* (DELQK)	_____	\$325
Residential delivery with lift gate* (DELLG)	_____	\$454

*For program terms and conditions, see page iii.

BASE PRICE (insert MSLP of base model selected in upper table)

+ \$ _____

OPTIONS SUB TOTAL

\$ _____

ORDER TOTAL

= \$ _____

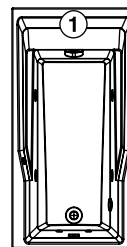
Customer Name: _____ Date: _____

Additional Information:

ASCOT II

66 x 34 x 21 1/2 inches

BASE MODEL	PKG. WT. LBS.	JETS	DRAIN	MODEL #	MSLP
<input type="checkbox"/> Soaker	116	0	Universal	W4466530	\$1,393
<input type="checkbox"/> Whirlpool	166	7	Universal	W4466531	\$2,348



OPTIONS (x = insert desired option code)	ENTER DESIRED OPTION CODE	MSLP
Cast acrylic stock color (COLxx): White (WH)	_____	No charge
Cast acrylic color upgrade (COLxx): Biscuit (BI)	_____	\$35
Color matched skirt (66ACSK)	_____	\$895
Integral tile flange (IFxx): Left Tile (LT) Right Tile (RT)	_____	\$67
Bolt-on grab bars (2) (BOGBxxx): Chrome (SS2) White (WH2) Biscuit (BI2)	_____	\$209
Bolt-on grab bars (2) (BOGBxxx): Polished Brass (BR2) Brushed Nickel (SN2) Oil Rubbed Bronze (OB2)	_____	\$250
Magnetic pillow (MPxxxxx): White (WHPIL) Black (BKPIL)	_____	\$105
Cable drive waste & overflow: Chrome (CDCHCD)	_____	\$345
Cable drive waste & overflow, color-matched (CDxxxx): Biscuit (BICD) White (WHCD)	_____	\$390
Cable drive waste & overflow (CDxxxx): Oil Rubbed Bronze (OB2) Polished Brass (BR2) Brushed Nickel (SN2)	_____	\$440
Inline heater - 1.5kW, factory installed (whirlpool only) (HTH1)	_____	\$400
Wood shipping crate (PKCR)	_____	\$460
Rush order program* (DELQK)	_____	\$325
Residential delivery with lift gate* (DELLG)	_____	\$454

*For program terms and conditions, see page iii.

BASE PRICE (insert MSLP of base model selected in upper table)

+ \$ _____

OPTIONS SUB TOTAL

\$ _____

ORDER TOTAL

= \$ _____

BUILDERS' CHOICE

PRODUCT FEATURES

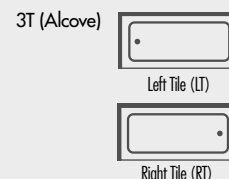
- Sculpted armrests
- Can be used in undermount application

For series features see section page.

ILLUSTRATION KEY

 = Blower or Pump Location

TILE FLANGE CONFIGURATIONS



ORDERING KEY

In the part number, "xx" means an option code must be inserted.

Cast Acrylic stock color (COLxx): ← part number

option code → White (WH)

Example: COLxx + WH = COLWH
 Cast Acrylic stock color in White

 Manufacturer reserves the right to
 discontinue models, colors, options
 and trim finishes without notice.

Customer Name: _____ Date: _____

Additional Information: _____

ASCOT III

72 x 36 x 21 1/2 inches

BUILDERS' CHOICE

PRODUCT FEATURES

- Sculpted armrests
- Can be used in undermount application

For series features see section page.

ILLUSTRATION KEY

○ = Blower or Pump Location

TILE FLANGE CONFIGURATIONS

3T (Alcove)



Left Tile (LT)



Right Tile (RT)

ORDERING KEY

In the part number, "xx" means an option code must be inserted.

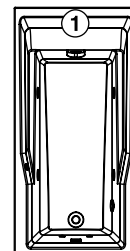
Cast Acrylic stock color (COLxx): ← part number

option code → White (WH)

Example: COLxx + WH = COLWH
Cast Acrylic stock color in White

Manufacturer reserves the right to discontinue models, colors, options and trim finishes without notice.

BASE MODEL	PKG. WT. LBS.	JETS	DRAIN	MODEL #	MSLP
<input type="checkbox"/> Soaker	122	0	Universal	W4572530	\$1,405
<input type="checkbox"/> Whirlpool	172	7	Universal	W4572531	\$2,414



OPTIONS (x = insert desired option code)	ENTER DESIRED OPTION CODE	MSLP
Cast acrylic stock color (COLxx): White (WH)	_____	No charge
Cast acrylic color upgrade (COLxx): Biscuit (BI)	_____	\$35
Color matched skirt (72ACSK)	_____	\$895
Integral tile flange (IFxx): Left Tile (LT) Right Tile (RT)	_____	\$67
Bolt-on grab bars (2) (BOGBxxx): Chrome (SS2) White (WH2) Biscuit (BI2)	_____	\$209
Bolt-on grab bars (2) (BOGBxxx): Polished Brass (BR2) Brushed Nickel (SN2) Oil Rubbed Bronze (OB2)	_____	\$250
Magnetic pillow (MPxxxxx): White (WHPIL) Black (BKPIL)	_____	\$105
Cable drive waste & overflow: Chrome (CDCHCD)	_____	\$345
Cable drive waste & overflow, color-matched (CDxxxx): Biscuit (BICD) White (WHCD)	_____	\$390
Cable drive waste & overflow (CDxxxx): Oil Rubbed Bronze (OBCD) Polished Brass (BRCD) Brushed Nickel (SNCD)	_____	\$440
Inline heater - 1.5kW, factory installed (whirlpool only) (HTH1)	_____	\$400
Wood shipping crate (PKCR)	_____	\$460
Rush order program* (DELQK)	_____	\$325
Residential delivery with lift gate* (DELLG)	_____	\$454

*For program terms and conditions, see page iii.

BASE PRICE (insert MSLP of base model selected in upper table)

+ \$ _____

OPTIONS SUB TOTAL

\$ _____

ORDER TOTAL

= \$ _____

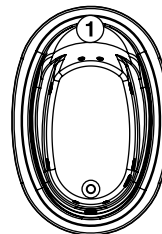
Customer Name: _____ Date: _____

Additional Information:

BELMONT I

59 1/8 x 40 3/16 x 23 7/8 inches

BASE MODEL	PKG. WT. LBS.	JETS	DRAIN	MODEL #	MSLP
<input type="checkbox"/> Soaker	104	0	Universal	W3960620	\$1,494
<input type="checkbox"/> Whirlpool	154	8	Universal	W3960621	\$2,348
<input type="checkbox"/> Air bath	163	0	Universal	W3960620A	\$2,501



OPTIONS (x = insert desired option code)	ENTER DESIRED OPTION CODE	MSLP
Cast acrylic stock color (COLxx): White (WH)	_____	No charge
Cast acrylic color upgrade (COLxx): Biscuit (BI)	_____	\$35
Magnetic pillow (MPxxxxx): White (WHPIL) Black (BKPIL)	_____	\$105
Cable drive waste & overflow: Chrome (CDCHCD)	_____	\$345
Cable drive waste & overflow, color-matched (CDxxxx): Biscuit (BICD) White (WHCD)	_____	\$390
Cable drive waste & overflow (CDxxxx): Oil Rubbed Bronze (OBCD) Polished Brass (BRCD) Brushed Nickel (SNCD)	_____	\$440
Inline heater - 1.5kW, factory installed (whirlpool only) (HTH1)	_____	\$400
Wood shipping crate (PKCR)	_____	\$460
Rush order program* (DELQK)	_____	\$325
Residential delivery with lift gate* (DELLG)	_____	\$454

*For program terms and conditions, see page iii.

BASE PRICE (insert MSLP of base model selected in upper table)

+ \$ _____

OPTIONS SUB TOTAL

\$ _____

ORDER TOTAL

= \$ _____


BUILDERS' CHOICE

PRODUCT FEATURES

- Sculpted armrests
- Can be used in undermount application

For series features see section page.

ILLUSTRATION KEY

 = Blower or Pump Location

ORDERING KEY

In the part number, "xx" means an option code must be inserted.

Cast Acrylic stock color (COLxx) ← **part number****option code** → White (WH)
Example: COLxx + WH = COLWH
 Cast Acrylic stock color in White

Customer Name: _____ Date: _____

Additional Information: _____

 Manufacturer reserves the right to
 discontinue models, colors, options
 and trim finishes without notice.

BELMONT II

71 x 41 1/4 x 23 7/8 inches

BUILDERS' CHOICE

PRODUCT FEATURES

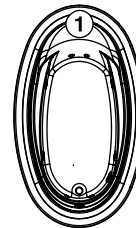
- Sculpted armrests
- Can be used in undermount application

For series features see section page.

ILLUSTRATION KEY

○ = Blower or Pump Location

BASE MODEL	PKG. WT. LBS.	JETS	DRAIN	MODEL #	MSLP
<input type="checkbox"/> Soaker	119	0	Universal	W4072620	\$1,600
<input type="checkbox"/> Whirlpool	169	8	Universal	W4072621	\$2,567
<input type="checkbox"/> Air bath	169	0	Universal	W4072620A	\$2,800



OPTIONS (x = insert desired option code)	ENTER DESIRED OPTION CODE	MSLP
Cast acrylic stock color (COLxx): White (WH)	_____	No charge
Cast acrylic color upgrade (COLxx): Biscuit (BI)	_____	\$35
Magnetic pillow (MPxxxxx): White (WHPIL) Black (BKPIL)	_____	\$105
Cable drive waste & overflow: Chrome (CDCHCD)	_____	\$345
Cable drive waste & overflow, color-matched (CDxxxx): Biscuit (BICD) White (WHCD)	_____	\$390
Cable drive waste & overflow (CDxxxx): Oil Rubbed Bronze (OBCD) Polished Brass (BRCD) Brushed Nickel (SNCD)	_____	\$440
Inline heater - 1.5kW, factory installed (whirlpool only) (HTH1)	_____	\$400
Wood shipping crate (PKCR)	_____	\$460
Rush order program* (DELQK)	_____	\$325
Residential delivery with lift gate* (DELLG)	_____	\$454

*For program terms and conditions, see page iii.

BASE PRICE (insert MSLP of base model selected in upper table)

+ \$ _____

OPTIONS SUB TOTAL

\$ _____

ORDER TOTAL

= \$ _____

ORDERING KEY

In the part number, "xx" means an option code must be inserted.

Cast Acrylic stock color (COLxx): ← part number

option code → White (WH)

Example: COLxx + WH = COLWH
Cast Acrylic stock color in White

Manufacturer reserves the right to discontinue models, colors, options and trim finishes without notice.

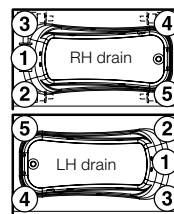
Customer Name: _____ Date: _____

Additional Information:

CARIANI

72 x 42 x 19 inches

BASE MODEL	PKG. WT. LBS.	JETS	DRAIN	MODEL #	MSLP
<input type="checkbox"/> Soaker	141	0	LH or RH	W8072620	\$1,795
<input type="checkbox"/> Whirlpool	191	8	LH or RH	W8072621	\$2,896
<input type="checkbox"/> Air bath	193	0	LH or RH	W8072620A	\$3,121



OPTIONS (x = insert desired option code)	ENTER DESIRED OPTION CODE	MSLP
Cast acrylic stock color (COLxx): White (WH)	_____	No charge
Cast acrylic color upgrade (COLxx): Biscuit (BI)	_____	\$35
Drain location (DLXX): Right Hand (RH) Left Hand (LH)	_____	No charge
Pump / blower location (PLxx): Standard Location (L1) Location 2 (L2) Location 3 (L3) Location 4 (L4) Location (L5)	_____	No charge
Magnetic pillow (MPxxxxx): White (WHPIL) Black (BKPIL)	_____	\$105
Cable drive waste & overflow: Chrome (CDCHCD)	_____	\$345
Cable drive waste & overflow, color-matched (CDxxxx): Biscuit (BICD) White (WHCD)	_____	\$390
Cable drive waste & overflow (CDxxxx): Oil Rubbed Bronze (OBOD) Polished Brass (BRCD) Brushed Nickel (SNCD)	_____	\$440
Inline heater - 1.5kW, factory installed (whirlpool only) (HTHT)	_____	\$400
Wood shipping crate (PKCR)	_____	\$460
Rush order program* (DELQK)	_____	\$325
Residential delivery with lift gate* (DELLG)	_____	\$454

*For program terms and conditions, see page iii.

BASE PRICE (insert MSLP of base model selected in upper table)

+ \$ _____

OPTIONS SUB TOTAL

\$ _____

ORDER TOTAL

= \$ _____

Customer Name: _____ Date: _____

Additional Information: _____


AQUATIC
The bath people

BUILDERS' CHOICE

PRODUCT FEATURES

- Integral skirt
- Integral tiling flange (3T)
- Removable access panels (whirlpool and air bath only)
- Sculpted armrests

For series features see section page.

ILLUSTRATION KEY

= Blower or Pump Location

ORDERING KEY

In the part number, "xx" means an option code must be inserted.

Cast Acrylic stock color (COLxx): ← **part number****option code** → White (WH)
Example: COLxx + WH = COLWH
Cast Acrylic stock color in White

Manufacturer reserves the right to discontinue models, colors, options and trim finishes without notice.

CAVALCADE

60 x 60 x 22 inches

BUILDERS' CHOICE

PRODUCT FEATURES

- Sculpted armrests
- Can be used in undermount application

For series features see section page.

ILLUSTRATION KEY

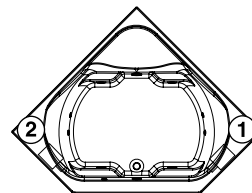
○ = Blower or Pump Location

TILE FLANGE CONFIGURATIONS

2T (Corner)



BASE MODEL	PKG. WT. LBS.	JETS	DRAIN	MODEL #	MSLP
<input type="checkbox"/> Soaker	116	0	Center front	W3860620	\$1,985
<input type="checkbox"/> Whirlpool	166	8	Center front	W3860621	\$2,890
<input type="checkbox"/> Air bath	234	0	Center front	W3860620A	\$3,195



OPTIONS (x = insert desired option code)	ENTER DESIRED OPTION CODE	MSLP
Cast acrylic stock color (COLxx): White (WH)	_____	No charge
Cast acrylic color upgrade (COLxx): Biscuit (BI)	_____	\$35
Pump / blower location (PLxx): Standard Location (L1) Location 2 (L2)	_____	No charge
Integral tile flange (IF2T)	_____	\$67
Magnetic pillow (MPxxxxx): White (WHPIL) Black (BKPIL)	_____	\$105
Cable drive waste & overflow: Chrome (CDCHCD)	_____	\$345
Cable drive waste & overflow, color-matched (CDxxxx): Biscuit (BICD) White (WHCD)	_____	\$390
Cable drive waste & overflow (CDxxxx): Oil Rubbed Bronze (OBCD) Polished Brass (BRCD) Brushed Nickel (SNCD)	_____	\$440
Inline heater - 1.5kW, factory installed (whirlpool only) (HTH1)	_____	\$400
Wood shipping crate (PKCR)	_____	\$545
Rush order program* (DELQK)	_____	\$325
Residential delivery with lift gate* (DELLG)	_____	\$454

*For program terms and conditions, see page iii.

BASE PRICE (insert MSLP of base model selected in upper table)

+ \$ _____

OPTIONS SUB TOTAL

\$ _____

ORDER TOTAL

= \$ _____

ORDERING KEY

In the part number, "xx" means an option code must be inserted.

Cast Acrylic stock color (COLxx): ← part number

option code → White (WH)

Example: COLxx + WH = COLWH
Cast Acrylic stock color in White

Manufacturer reserves the right to discontinue models, colors, options and trim finishes without notice.

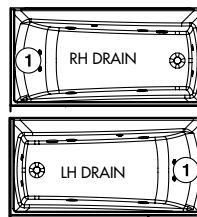
Customer Name: _____ Date: _____

Additional Information:

COOPER 30

60 x 30 x 22 3/4 inches

BASE MODEL	PKG. WT. LBS.	JETS	DRAIN	MODEL #	MSLP
<input type="checkbox"/> Soaker	113	0	LH or RH	W9460600Q	\$1,502
<input type="checkbox"/> Whirlpool	164	8	LH or RH	W9460601Q	\$2,905




BUILDERS' CHOICE

PRODUCT FEATURES

- Extended skirt allows for above-the-floor installation of waste, overflow and drainage
- Integral tiling flange (3T)
- Double tiling flange

For series features see section page.

ILLUSTRATION KEY

 = Blower or Pump Location

OPTIONS (x = insert desired option code)	ENTER DESIRED OPTION CODE	MSLP
Cast acrylic stock color (COLxx): White (WH)	_____	No charge
Cast acrylic color upgrade (COLxx): Biscuit (BI)	_____	\$35
19" cut skirt (CS19)	_____	No charge
Drain location (DLXX): Right Hand (RH) Left Hand (LH)	_____	No charge
Bolt-on grab bars (2) (BOGBxxx): Chrome (SS2) White (WH2) Biscuit (BI2)	_____	\$209
Bolt-on grab bars (2) (BOGBxxx): Polished Brass (BR2) Brushed Nickel (SN2) Oil Rubbed Bronze (OB2)	_____	\$250
Magnetic pillow (MPxxxxx): White (WHPIL) Black (BKPIL)	_____	\$105
Cable drive waste & overflow: Chrome (CDCHCD)	_____	\$345
Cable drive waste & overflow, color-matched (CDxxxx): Biscuit (BICD) White (WHCD)	_____	\$390
Cable drive waste & overflow (CDxxxx): Oil Rubbed Bronze (OBCD) Polished Brass (BRCD) Brushed Nickel (SNCD)	_____	\$440
Inline heater - 1.5kW, factory installed (whirlpool only) (HTH1)	_____	\$400
Wood shipping crate (PKCR)	_____	\$460
Rush order program* (DELQK)	_____	\$325
Residential delivery with lift gate* (DELLG)	_____	\$454

*For program terms and conditions, see page iii.

BASE PRICE (insert MSLP of base model selected in upper table)

+ \$ _____

OPTIONS SUB TOTAL

\$ _____

ORDER TOTAL

= \$ _____

ORDERING KEY

In the part number, "xx" means an option code must be inserted.

Cast Acrylic stock color (COLxx): ← **part number****option code** → White (WH)**Example:** COLxx + WH = COLWH

Cast Acrylic stock color in White

Manufacturer reserves the right to discontinue models, colors, options and trim finishes without notice.

Customer Name: _____ Date: _____

Additional Information: _____

COOPER 32

60 x 32 x 22 3/4 inches

BUILDERS' CHOICE

PRODUCT FEATURES

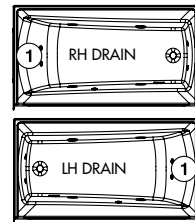
- Extended skirt allows for above-the-floor installation of waste, overflow and drainage
- Integral tiling flange (3T)
- Double tiling flange

For series features see section page.

ILLUSTRATION KEY

○ = Blower or Pump Location

BASE MODEL	PKG. WT. LBS.	JETS	DRAIN	MODEL #	MSLP
<input type="checkbox"/> Soaker	120	0	LH or RH	W6960600Q	\$1,520
<input type="checkbox"/> Whirlpool	170	8	LH or RH	W6960601Q	\$2,924



OPTIONS (x = insert desired option code)	ENTER DESIRED OPTION CODE	MSLP
Cast acrylic stock color (COLxx): White (WH)	_____	No charge
Cast acrylic color upgrade (COLxx): Biscuit (BI)	_____	\$35
19" cut skirt (CS19)	_____	No charge
Drain location (DLXX): Right Hand (RH) Left Hand (LH)	_____	No charge
Bolt-on grab bars (2) (BOGBxxx): Chrome (SS2) White (WH2) Biscuit (BI2)	_____	\$209
Bolt-on grab bars (2) (BOGBxxx): Polished Brass (BR2) Brushed Nickel (SN2) Oil Rubbed Bronze (OB2)	_____	\$250
Magnetic pillow (MPxxxxx): White (WHPIL) Black (BKPIL)	_____	\$105
Cable drive waste & overflow: Chrome (CDCHCD)	_____	\$345
Cable drive waste & overflow, color-matched (CDxxxx): Biscuit (BICD) White (WHCD)	_____	\$390
Cable drive waste & overflow (CDxxxx): Oil Rubbed Bronze (OB2) Polished Brass (BR2) Brushed Nickel (SN2)	_____	\$440
Inline heater - 1.5kW, factory installed (whirlpool only) (HTH1)	_____	\$400
Wood shipping crate (PKCR)	_____	\$460
Rush order program* (DELQK)	_____	\$325
Residential delivery with lift gate* (DELLG)	_____	\$454

*For program terms and conditions, see page iii.

BASE PRICE (insert MSLP of base model selected in upper table)

+ \$ _____

OPTIONS SUB TOTAL

\$ _____

ORDER TOTAL

= \$ _____

ORDERING KEY

In the part number, "xx" means an option code must be inserted.

Cast Acrylic stock color (COLxx): ← part number

option code → White (WH)

Example: COLxx + WH = COLWH
Cast Acrylic stock color in White

Manufacturer reserves the right to discontinue models, colors, options and trim finishes without notice.

Customer Name: _____ Date: _____

Additional Information:

DAVENPORT

59 x 35 1/2 x 21 1/4 inches

BASE MODEL	PKG. WT. LBS.	JETS	DRAIN	MODEL #	MSLP
<input type="checkbox"/> Soaker	122	0	Universal	W2460360	\$1,454
<input type="checkbox"/> Whirlpool	172	8	Universal	W2460361	\$2,284
<input type="checkbox"/> Air bath	152	0	Universal	W2460360A	\$2,438



OPTIONS (x = insert desired option code)	ENTER DESIRED OPTION CODE	MSLP
Cast acrylic stock color (COLxx): White (WH)	_____	No charge
Cast acrylic color upgrade (COLxx): Biscuit (BI)	_____	\$35
Color matched skirt: (SKFRT5SE)	_____	\$855
Integral tile flange (IFxx): Left Tile (LT) Right Tile (RT)	_____	\$67
Pump / blower location (PLxx): Standard Location (L1) Location 2 (L2) Location 3 (L3)	_____	No charge
Bolt-on grab bars (2) (BOGBxxx): Chrome (SS2) White (WH2) Biscuit (BI2)	_____	\$209
Bolt-on grab bars (2) (BOGBxxx): Polished Brass (BR2) Brushed Nickel (SN2) Oil Rubbed Bronze (OB2)	_____	\$250
Magnetic pillow (MPxxxxx): White (WHPIL) Black (BKPIL)	_____	\$105
Cable drive waste & overflow: Chrome (CDCHCD)	_____	\$345
Cable drive waste & overflow, color-matched (CDxxxx): Biscuit (BICD) White (WHCD)	_____	\$390
Cable drive waste & overflow (CDxxxx): Oil Rubbed Bronze (OB2) Polished Brass (BR2) Brushed Nickel (SN2)	_____	\$440
Inline heater - 1.5kW, factory installed (whirlpool only) (HTH1)	_____	\$400
Wood shipping crate (PKCR)	_____	\$460
Rush order program* (DELQK)	_____	\$325
Residential delivery with lift gate* (DELLG)	_____	\$454
*For program terms and conditions, see page iii.		

BASE PRICE (insert MSLP of base model selected in upper table)

+ \$ _____

OPTIONS SUB TOTAL

\$ _____

ORDER TOTAL

= \$ _____

Customer Name: _____ Date: _____

Additional Information: _____

BUILDERS' CHOICE

PRODUCT FEATURES

- Sculpted armrests

For series features see section page.

ILLUSTRATION KEY

 = Blower or Pump Location

TILE FLANGE CONFIGURATIONS



ORDERING KEY

In the part number, "xx" means an option code must be inserted.

Cast Acrylic stock color (COLxx): ← **part number**

option code → White (WH)

Example: COLxx + WH = COLWH
 Cast Acrylic stock color in White

 Manufacturer reserves the right to
 discontinue models, colors, options
 and trim finishes without notice.

DERBY

60 x 32 x 20 1/2 inches

BUILDERS' CHOICE

PRODUCT FEATURES

- Sculpted armrests
- Can be used in undermount application


For series features see section page.

ILLUSTRATION KEY

○ = Blower or Pump Location

TILE FLANGE CONFIGURATIONS

3T (Alcove)



Left Tile (LT)



Right Tile (RT)

ORDERING KEY

In the part number, "xx" means an option code must be inserted.

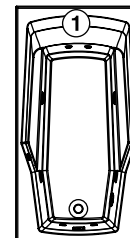
Cast Acrylic stock color (COLxx): ← part number

option code → White (WH)

Example: COLxx + WH = COLWH
Cast Acrylic stock color in White

Manufacturer reserves the right to discontinue models, colors, options and trim finishes without notice.

BASE MODEL	PKG. WT. LBS.	JETS	DRAIN	MODEL #	MSLP
<input type="checkbox"/> Soaker	103	0	Universal	W3760620	\$1,328
<input type="checkbox"/> Whirlpool	160	8	Universal	W3760621	\$1,874
<input type="checkbox"/> Air bath	133	0	Universal	W3760620A	\$2,485



OPTIONS (x = insert desired option code)	ENTER DESIRED OPTION CODE	MSLP
Cast acrylic stock color (COLxx): White (WH)	_____	No charge
Cast acrylic color upgrade (COLxx): Biscuit (BI)	_____	\$35
Color matched skirt: (60ACSK)	_____	\$855
Integral tile flange (IFxx): Left Tile (LT) Right Tile (RT)	_____	\$67
Bolt-on grab bars (2) (BOGBxxx): Chrome (SS2) White (WH2) Biscuit (BI2)	_____	\$209
Bolt-on grab bars (2) (BOGBxxx): Polished Brass (BR2) Brushed Nickel (SN2) Oil Rubbed Bronze (OB2)	_____	\$250
Magnetic pillow (MPxxxxx): White (WHPIL) Black (BKPIL)	_____	\$105
Cable drive waste & overflow: Chrome (CDCHCD)	_____	\$345
Cable drive waste & overflow, color-matched (CDxxxx): Biscuit (BICD) White (WHCD)	_____	\$390
Cable drive waste & overflow (CDxxxx): Oil Rubbed Bronze (OBCD) Polished Brass (BRCD) Brushed Nickel (SNCD)	_____	\$440
Inline heater - 1.5kW, factory installed (whirlpool only) (HTH1)	_____	\$400
Wood shipping crate (PKCR)	_____	\$460
Rush order program* (DELQK)	_____	\$325
Residential delivery with lift gate* (DELLG)	_____	\$454

*For program terms and conditions, see page iii.

BASE PRICE (insert MSLP of base model selected in upper table)

+ \$ _____

OPTIONS SUB TOTAL

\$ _____

ORDER TOTAL

= \$ _____

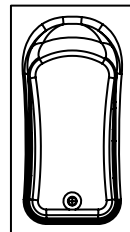
Customer Name: _____ Date: _____

Additional Information:

DOSSI 30

60 x 31 1/4 x 20 1/4 inches

BASE MODEL	PKG. WT. LBS.	DRAIN	MODEL #	MSLP
<input type="checkbox"/> Soaker	95	LH or RH	W7160620	\$1,324



OPTIONS (x = insert desired option code)	ENTER DESIRED OPTION CODE	MSLP
Cast acrylic stock color (COLxx): White (WH)	_____	No charge
Cast acrylic color upgrade (COLxx): Biscuit (BI)	_____	\$35
Drain location (DLXX): Right Hand (RH) Left Hand (LH)	_____	No charge
Bolt-on grab bars (2) (BOGBxxx): Chrome (SS2) White (WH2) Biscuit (BI2)	_____	\$209
Bolt-on grab bars (2) (BOGBxxx): Polished Brass (BR2) Brushed Nickel (SN2) Oil Rubbed Bronze (OB2)	_____	\$250
Magnetic pillow (MPxxxxx): White (WHPIL) Black (BKPIL)	_____	\$105
Cable drive waste & overflow: Chrome (CDCHCD)	_____	\$345
Cable drive waste & overflow, color-matched (CDxxxx): Biscuit (BICD) White (WHCD)	_____	\$390
Cable drive waste & overflow (CDxxxx): Oil Rubbed Bronze (OBCD) Polished Brass (BRCD) Brushed Nickel (SNCD)	_____	\$440
Wood shipping crate (PKCR)	_____	\$460
Rush order program* (DELQK)	_____	\$325
Residential delivery with lift gate* (DELLG)	_____	\$454

*For program terms and conditions, see page iii.

BASE PRICE (insert MSLP of base model selected in upper table)

+ \$ _____

OPTIONS SUB TOTAL

\$ _____

ORDER TOTAL

= \$ _____


BUILDERS' CHOICE

PRODUCT FEATURES

- Integral skirt
- Integral tiling flange (3T)

For series features see section page.

ILLUSTRATION KEY

 = Blower or Pump Location

ORDERING KEY

In the part number, "xx" means an option code must be inserted.

Cast Acrylic stock color (COLxx) ← **part number****option code** → White (WH)**Example:** COLxx + WH = COLWH

Cast Acrylic stock color in White

Manufacturer reserves the right to
discontinue models, colors, options
and trim finishes without notice.

Customer Name: _____ Date: _____

Additional Information: _____

DOSSI 32

60 x 33 1/4 x 20 1/4 inches

BUILDERS' CHOICE

PRODUCT FEATURES

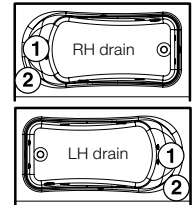
- Integral skirt
- Integral tiling flange (3T)
- Removable access panels (whirlpool and airbath only)

For series features see section page.

ILLUSTRATION KEY

○ = Blower or Pump Location

BASE MODEL	PKG. WT. LBS.	JETS	DRAIN	MODEL #	MSLP
<input type="checkbox"/> Soaker	112	0	LH or RH	W7460620	\$1,324
<input type="checkbox"/> Whirlpool	162	8	LH or RH	W7460621	\$2,434
<input type="checkbox"/> Air bath	161	0	LH or RH	W7460620A	\$2,575



OPTIONS (x = insert desired option code)	ENTER DESIRED OPTION CODE	MSLP
Cast acrylic stock color (COLxx): White (WH)	_____	No charge
Cast acrylic color upgrade (COLxx): Biscuit (BI)	_____	\$35
Pump / blower location (PLxx): Standard Location (L1) Location 2 (L2)	_____	No charge
Drain location (DLXX): Right Hand (RH) Left Hand (LH)	_____	No charge
Bolt-on grab bars (2) (BOGBxxx): Chrome (SS2) White (WH2) Biscuit (BI2)	_____	\$209
Bolt-on grab bars (2) (BOGBxxx): Polished Brass (BR2) Brushed Nickel (SN2) Oil Rubbed Bronze (OB2)	_____	\$250
Magnetic pillow (MPxxxxx): White (WHPIL) Black (BKPIL)	_____	\$105
Cable drive waste & overflow: Chrome (CDCHCD)	_____	\$345
Cable drive waste & overflow, color-matched (CDxxxx): Biscuit (BICD) White (WHCD)	_____	\$390
Cable drive waste & overflow (CDxxxx): Oil Rubbed Bronze (OBCD) Polished Brass (BRCD) Brushed Nickel (SNCD)	_____	\$440
Inline heater - 1.5kW, factory installed (whirlpool only) (HTH1)	_____	\$400
Wood shipping crate (PKCR)	_____	\$460
Rush order program* (DELQK)	_____	\$325
Residential delivery with lift gate* (DELLG)	_____	\$454

*For program terms and conditions, see page iii.

BASE PRICE (insert MSLP of base model selected in upper table)

+ \$ _____

OPTIONS SUB TOTAL

\$ _____

ORDER TOTAL

= \$ _____

ORDERING KEY

In the part number, "xx" means an option code must be inserted.

Cast Acrylic stock color (COLxx): ← part number

option code → White (WH)

Example: COLxx + WH = COLWH
Cast Acrylic stock color in White

Manufacturer reserves the right to discontinue models, colors, options and trim finishes without notice.

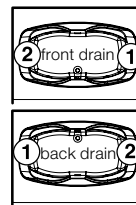
Customer Name: _____ Date: _____

Additional Information:

HIALEAH II

72 ¼ x 42 ¼ x 23 ½ inches

BASE MODEL	PKG. WT. LBS.	JETS	DRAIN	MODEL #	MSLP
<input type="checkbox"/> Soaker	127	0	Center	W6472620	\$1,667
<input type="checkbox"/> Whirlpool	183	8	Center	W6472621	\$2,975

shown with optional tile flange
(island standard)

OPTIONS (x = insert desired option code)	ENTER DESIRED OPTION CODE	MSLP
Cast acrylic stock color (COLxx): White (WH)	_____	No charge
Cast acrylic color upgrade (COLxx): Biscuit (BI)	_____	\$35
Color matched skirt (72ACSK)	_____	\$895
Pump / blower location (PLxx): Standard Location (L1) Location 2 (L2)	_____	No charge
Integral tile flange (IFxx): Back Tile (BT) Front Tile (FT)	_____	\$67
Bolt-on grab bar (1) (BOGBxxx): Chrome (SS1) White (WH1) Biscuit (BI1)	_____	\$105
Bolt-on grab bar (1) (BOGBxxx): Polished Brass (BR1) Brushed Nickel (SN1) Oil Rubbed Bronze (OB1)	_____	\$129
Magnetic pillow (MPxxxxx): White (WHPIL) Black (BKPIL)	_____	\$105
Cable drive waste & overflow: Chrome (CDCHCD)	_____	\$345
Cable drive waste & overflow, color-matched (CDxxxx): Biscuit (BICD) White (WHCD)	_____	\$390
Cable drive waste & overflow (CDxxxx): Oil Rubbed Bronze (OB CD) Polished Brass (BR CD) Brushed Nickel (SN CD)	_____	\$440
Inline heater - 1.5kW, factory installed (whirlpool only) (HTH1)	_____	\$400
Wood shipping crate (PKCR)	_____	\$460
Rush order program* (DELQK)	_____	\$325
Residential delivery with lift gate* (DELLG)	_____	\$454
*For program terms and conditions, see page iii.		

BASE PRICE (insert MSLP of base model selected in upper table)

+ \$ _____

OPTIONS SUB TOTAL

\$ _____

ORDER TOTAL

= \$ _____

BUILDERS' CHOICE

PRODUCT FEATURES

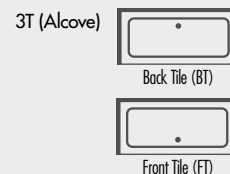
• Sculpted armrests

For series features see section page.

ILLUSTRATION KEY

 = Blower or Pump Location

TILE FLANGE CONFIGURATIONS



ORDERING KEY

In the part number, "xx" means an option code must be inserted.

Cast Acrylic stock color (COLxx): ← part number

option code → White (WH)

Example: COLxx + WH = COLWH
 Cast Acrylic stock color in White
Manufacturer reserves the right to
discontinue models, colors, options
and trim finishes without notice.

Customer Name: _____ Date: _____

Additional Information: _____

MARRATTA

60 x 43 1/4 x 20 1/4 inches

BUILDERS' CHOICE

PRODUCT FEATURES

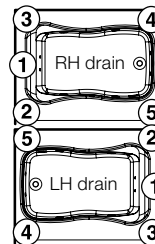
- Integral skirt
- Integral tiling flange (3T)
- Sculpted armrests
- Removable access panels (whirlpool and airbath only)

For series features see section page.

ILLUSTRATION KEY

○ = Blower or Pump Location

BASE MODEL	PKG. WT. LBS.	JETS	DRAIN	MODEL #	MSLP
<input type="checkbox"/> Soaker	127	0	LH or RH	W7260420	\$1,711
<input type="checkbox"/> Whirlpool	162	8	LH or RH	W7260421	\$2,822
<input type="checkbox"/> Air bath	172	0	LH or RH	W7260420A	\$2,998



OPTIONS (x = insert desired option code)	ENTER DESIRED OPTION CODE	MSLP
Cast acrylic stock color (COLxx): White (WH)	_____	No charge
Cast acrylic color upgrade (COLxx): Biscuit (BI)	_____	\$35
Pump / blower location (PLxx): Standard Location (L1) Location 2 (L2) Location 3 (L3) Location 4 (L4) Location (L5)	_____	No charge
Drain location (DLXX): Right Hand (RH) Left Hand (LH)	_____	No charge
Magnetic pillow (MPxxxxx): White (WHPIL) Black (BKPIL)	_____	\$105
Cable drive waste & overflow: Chrome (CDCHCD)	_____	\$345
Cable drive waste & overflow, color-matched (CDxxxx): Biscuit (BICD) White (WHCD)	_____	\$390
Cable drive waste & overflow (CDxxxx): Oil Rubbed Bronze (OBOD) Polished Brass (BRCD) Brushed Nickel (SNCD)	_____	\$440
Inline heater - 1.5kW, factory installed (whirlpool only) (HTH1)	_____	\$400
Wood shipping crate (PKCR)	_____	\$460
Rush order program* (DELQK)	_____	\$325
Residential delivery with lift gate* (DELLG)	_____	\$454

*For program terms and conditions, see page iii.

BASE PRICE (insert MSLP of base model selected in upper table)

+ \$ _____

OPTIONS SUB TOTAL

\$ _____

ORDER TOTAL

= \$ _____

ORDERING KEY

In the part number, "xx" means an option code must be inserted.

Cast Acrylic stock color (COLxx): ← part number

option code → White (WH)

Example: COLxx + WH = COLWH
Cast Acrylic stock color in White

Manufacturer reserves the right to discontinue models, colors, options and trim finishes without notice.

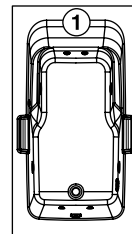
Customer Name: _____ Date: _____

Additional Information:

MONTROSE I

60 x 36 x 21 ½ inches

BASE MODEL	PKG. WT. LBS.	JETS	DRAIN	MODEL #	MSLP
<input type="checkbox"/> Soaker	110	0	Universal	W4160620	\$1,327
<input type="checkbox"/> Whirlpool	160	8	Universal	W4160621	\$2,288
<input type="checkbox"/> Air bath	140	0	Universal	W4160620A	\$2,458



OPTIONS (x = insert desired option code)	ENTER DESIRED OPTION CODE	MSLP
Cast acrylic stock color (COLxx): White (WH)	_____	No charge
Cast acrylic color upgrade (COLxx): Biscuit (BI)	_____	\$35
Color matched skirt: (60ACSK)	_____	\$855
Integral tile flange (IFxx): Left Tile (LT) Right Tile (RT)	_____	\$67
Magnetic pillow (MPxxxxx): White (WHPIL) Black (BKPIL)	_____	\$105
Cable drive waste & overflow: Chrome (CDCHCD)	_____	\$345
Cable drive waste & overflow, color-matched (CDxxxx): Biscuit (BICD) White (WHCD)	_____	\$390
Cable drive waste & overflow (CDxxxx): Oil Rubbed Bronze (OBCD) Polished Brass (BRCD) Brushed Nickel (SNCD)	_____	\$440
Inline heater - 1.5kW, factory installed (whirlpool only) (HTHT)	_____	\$400
Wood shipping crate (PKCR)	_____	\$460
Rush order program* (DELQK)	_____	\$325
Residential delivery with lift gate* (DELLG)	_____	\$454

*For program terms and conditions, see page iii.

BASE PRICE (insert MSLP of base model selected in upper table)

+ \$ _____

OPTIONS SUB TOTAL

\$ _____

ORDER TOTAL

= \$ _____


BUILDERS' CHOICE

PRODUCT FEATURES

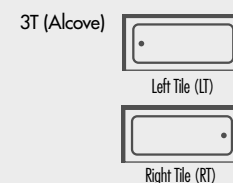
- Sculpted armrests
- Acrylic grab bars (2)

For series features see section page.

ILLUSTRATION KEY

 = Blower or Pump Location

TILE FLANGE CONFIGURATIONS



ORDERING KEY

In the part number, "xx" means an option code must be inserted.

Cast Acrylic stock color (COLxx): ← **part number****option code** → White (WH)
Example: COLxx + WH = COLWH
 Cast Acrylic stock color in White

 Manufacturer reserves the right to
 discontinue models, colors, options
 and trim finishes without notice.

Customer Name: _____ Date: _____

Additional Information: _____

MONTROSE II

72 x 36 x 21 3/4 inches

BUILDERS' CHOICE

PRODUCT FEATURES

- Sculpted armrests
- Acrylic grab bars (2)

For series features see section page.

ILLUSTRATION KEY

○ = Blower or Pump Location

TILE FLANGE CONFIGURATIONS

3T (Alcove)



Left Tile (LT)



Right Tile (RT)

ORDERING KEY

In the part number, "xx" means an option code must be inserted.

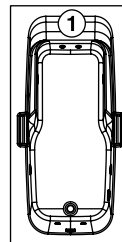
Cast Acrylic stock color (COLxx): ← part number

option code → White (WH)

Example: COLxx + WH = COLWH
Cast Acrylic stock color in White

Manufacturer reserves the right to discontinue models, colors, options and trim finishes without notice.

BASE MODEL	PKG. WT. LBS.	JETS	DRAIN	MODEL #	MSLP
<input type="checkbox"/> Soaker	122	0	Universal	W4272620	\$1,385
<input type="checkbox"/> Whirlpool	172	8	Universal	W4272621	\$2,414
<input type="checkbox"/> Air bath	178	0	Universal	W4272620A	\$2,588



OPTIONS (x = insert desired option code)	ENTER DESIRED OPTION CODE	MSLP
Cast acrylic stock color (COLxx): Biscuit (BI) White (WH)	_____	No charge
Cast acrylic color upgrade (COLxx): Biscuit (BI)	_____	\$35
Color matched skirt (72ACSK)	_____	\$895
Integral tile flange (IFxx): Left Tile (LT) Right Tile (RT)	_____	\$67
Magnetic pillow (MPxxxxx): White (WHPIL) Black (BKPIL)	_____	\$105
Cable drive waste & overflow: Chrome (CDCHCD)	_____	\$345
Cable drive waste & overflow, color-matched (CDxxxx): Biscuit (BICD) White (WHCD)	_____	\$390
Cable drive waste & overflow (CDxxxx): Oil Rubbed Bronze (OBCD) Polished Brass (BRCD) Brushed Nickel (SNCD)	_____	\$440
Inline heater - 1.5kW, factory installed (whirlpool only) (HTH1)	_____	\$400
Wood shipping crate (PKCR)	_____	\$460
Rush order program* (DELQK)	_____	\$325
Residential delivery with lift gate* (DELLG)	_____	\$454

*For program terms and conditions, see page iii.

BASE PRICE (insert MSLP of base model selected in upper table)

+ \$ _____

OPTIONS SUB TOTAL

\$ _____

ORDER TOTAL

= \$ _____

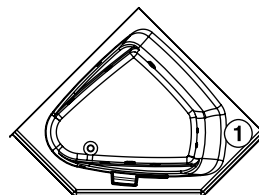
Customer Name: _____ Date: _____

Additional Information:

MORANDI

60 ½ x 60 ¼ x 23 ¼ inches

BASE MODEL	PKG. WT. LBS.	JETS	DRAIN	MODEL #	MSLP
<input type="checkbox"/> Soaker	145	0	Left front	W8260620	\$2,350
<input type="checkbox"/> Whirlpool	176	7	Left front	W8260621	\$3,375




BUILDERS' CHOICE

PRODUCT FEATURES

- Two person bath
- Integral skirt
- Acrylic grab bar
- Integral tiling flange (2T)
- Removable access panels (whirlpool only)

For series features see section page.

ILLUSTRATION KEY

 = Blower or Pump Location

OPTIONS (x = insert desired option code)	ENTER DESIRED OPTION CODE	MSLP
Cast acrylic stock color (COLxx): White (WH)	_____	No charge
Cast acrylic color upgrade (COLxx): Biscuit (BI)	_____	\$35
Magnetic pillow (MPxxxxx): White (WHPIL) Black (BKPIL)	_____	\$105
Cable drive waste & overflow: Chrome (CDCHCD)	_____	\$345
Cable drive waste & overflow, color-matched (CDxxxx): Biscuit (BICD) White (WHCD)	_____	\$390
Cable drive waste & overflow (CDxxxx): Oil Rubbed Bronze (OBCD) Polished Brass (BRCD) Brushed Nickel (SNCD)	_____	\$440
Inline heater - 1.5kW, factory installed (whirlpool only) (HTH1)	_____	\$400
Wood shipping crate (PKCR)	_____	\$545
Rush order program* (DELQK)	_____	\$325
Residential delivery with lift gate* (DELLG)	_____	\$454

*For program terms and conditions, see page iii.

BASE PRICE (insert MSLP of base model selected in upper table)

+ \$ _____

OPTIONS SUB TOTAL

\$ _____

ORDER TOTAL

= \$ _____

ORDERING KEY

In the part number, "xx" means an option code must be inserted.

Cast Acrylic stock color (COLxx): ← **part number****option code** → White (WH)**Example:** COLxx + WH = COLWH

Cast Acrylic stock color in White

Manufacturer reserves the right to discontinue models, colors, options and trim finishes without notice.

Customer Name: _____ Date: _____

Additional Information: _____

NOVELLI

60 x 37 1/4 x 20 1/4 inches

BUILDERS' CHOICE

PRODUCT FEATURES

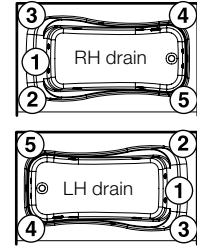
- Integral skirt
- Integral tiling flange (3T)
- Sculpted armrests
- Removable access panels (whirlpool and airbath only)

For series features see section page.

ILLUSTRATION KEY

○ = Blower or Pump Location

BASE MODEL	PKG. WT. LBS.	JETS	DRAIN	MODEL #	MSLP
<input type="checkbox"/> Soaker	115	0	LH or RH	W7660620	\$1,515
<input type="checkbox"/> Whirlpool	165	8	LH or RH	W7660621	\$2,627
<input type="checkbox"/> Air bath	170	0	LH or RH	W7660620A	\$2,800



OPTIONS (x = insert desired option code)	ENTER DESIRED OPTION CODE	MSLP
Cast acrylic stock color (COLxx): White (WH)	_____	No charge
Cast acrylic color upgrade (COLxx): Biscuit (BI)	_____	\$35
Pump / blower location (PLxx): Standard Location (L1) Location 2 (L2) Location 3 (L3) Location 4 (L4) Location (L5)	_____	No charge
Drain location (DLXX): Right Hand (RH) Left Hand (LH)	_____	No charge
Magnetic pillow (MPxxxxx): White (WHPIL) Black (BKPIL)	_____	\$105
Cable drive waste & overflow: Chrome (CDCHCD)	_____	\$345
Cable drive waste & overflow, color-matched (CDxxxx): Biscuit (BICD) White (WHCD)	_____	\$390
Cable drive waste & overflow (CDxxxx): Oil Rubbed Bronze (OB CD) Polished Brass (BR CD) Brushed Nickel (SN CD)	_____	\$440
Inline heater - 1.5kW, factory installed (whirlpool only) (HTH1)	_____	\$400
Wood shipping crate (PKCR)	_____	\$460
Rush order program* (DELQK)	_____	\$325
Residential delivery with lift gate* (DELLG)	_____	\$454

*For program terms and conditions, see page iii.

BASE PRICE (insert MSLP of base model selected in upper table)

+ \$ _____

OPTIONS SUB TOTAL

\$ _____

ORDER TOTAL

= \$ _____

ORDERING KEY

In the part number, "xx" means an option code must be inserted.

Cast Acrylic stock color (COLxx): ← part number

option code → White (WH)

Example: COLxx + WH = COLWH
Cast Acrylic stock color in White

Manufacturer reserves the right to discontinue models, colors, options and trim finishes without notice.

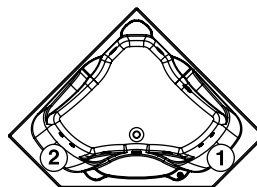
Customer Name: _____ Date: _____

Additional Information:

PREAKNESS

59 1/2 x 59 1/2 x 21 1/2

BASE MODEL	PKG. WT. LBS.	JETS	DRAIN	MODEL #	MSLP
<input type="checkbox"/> Soaker	116	0	Center front	W9560620	\$1,985
<input type="checkbox"/> Whirlpool	166	8	Center front	W9560621	\$2,914
<input type="checkbox"/> Air bath	146	0	Center front	W9560620A	\$3,295



OPTIONS (x = insert desired option code)	ENTER DESIRED OPTION CODE	MSLP
Cast acrylic stock color (COLxx): White (WH)	_____	No charge
Cast acrylic color upgrade (COLxx): Biscuit (BI)	_____	\$35
Pump / blower location (PLxx): Standard Location (L1) Location 2 (L2)	_____	No charge
Integral tile flange (IF2T)	_____	\$67
Magnetic pillow (MPxxxxx): White (WHPIL) Black (BKPIL)	_____	\$105
Cable drive waste & overflow: Chrome (CDCHCD)	_____	\$345
Cable drive waste & overflow, color-matched (CDxxxx): Biscuit (BICD) White (WHCD)	_____	\$390
Cable drive waste & overflow (CDxxxx): Oil Rubbed Bronze (OBCD) Polished Brass (BRCD) Brushed Nickel (SNCD)	_____	\$440
Inline heater - 1.5kW, factory installed (whirlpool only) (HTHT)	_____	\$400
Wood shipping crate (PKCR)	_____	\$545
Rush order program* (DELQK)	_____	\$325
Residential delivery with lift gate* (DELLG)	_____	\$454

*For program terms and conditions, see page iii.

BASE PRICE (insert MSLP of base model selected in upper table)

+ \$ _____

OPTIONS SUB TOTAL

\$ _____

ORDER TOTAL

= \$ _____

BUILDERS' CHOICE

PRODUCT FEATURES

- 2 person bath
- Sculpted armrests

For series features see section page.

ILLUSTRATION KEY

 = Blower or Pump Location

TILE FLANGE CONFIGURATIONS

2T (Corner)



ORDERING KEY

In the part number, "xx" means an option code must be inserted.

Cast Acrylic stock color (COLxx) ← **part number****option code** → White (WH)**Example:** COLxx + WH = COLWH

Cast Acrylic stock color in White

Manufacturer reserves the right to discontinue models, colors, options and trim finishes without notice.

Customer Name: _____ Date: _____

Additional Information: _____

STARLA

57 x 38 x 24 inches

BUILDERS' CHOICE

PRODUCT FEATURES

- Sculpted armrests
- Raised headrest

For series features see section page.

ILLUSTRATION KEY

○ = Blower or Pump Location

ORDERING KEY

In the part number, "xx" means an option code must be inserted.

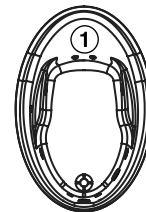
Cast Acrylic stock color (COLxx): ← part number

option code → White (WH)

Example: COLxx + WH = COLWH
Cast Acrylic stock color in White

Manufacturer reserves the right to discontinue models, colors, options and trim finishes without notice.

BASE MODEL	PKG. WT. LBS.	JETS	DRAIN	MODEL #	MSLP
<input type="checkbox"/> Soaker	101	0	Universal	W8460600	\$1,390
<input type="checkbox"/> Whirlpool	145	8	Universal	W8460601	\$2,594
<input type="checkbox"/> Air bath	131	0	Universal	W8460600A	\$2,747



OPTIONS (x = insert desired option code)	ENTER DESIRED OPTION CODE	MSLP
Cast acrylic stock color (COLxx): White (WH)	_____	No charge
Cast acrylic color upgrade (COLxx): Biscuit (BI)	_____	\$35
Magnetic pillow (MPxxxxx): White (WHPIL) Black (BKPIL)	_____	\$105
Cable drive waste & overflow: Chrome (CDCHCD)	_____	\$345
Cable drive waste & overflow, color-matched (CDxxxx): Biscuit (BICD) White (WHCD)	_____	\$390
Cable drive waste & overflow (CDxxxx): Oil Rubbed Bronze (OBCD) Polished Brass (BRCD) Brushed Nickel (SNCD)	_____	\$440
Inline heater - 1.5kW, factory installed (whirlpool only) (HTH1)	_____	\$400
Wood shipping crate (PKCR)	_____	\$460
Rush order program* (DELQK)	_____	\$325
Residential delivery with lift gate* (DELLG)	_____	\$454

*For program terms and conditions, see page iii.

BASE PRICE (insert MSLP of base model selected in upper table)

+ \$ _____

OPTIONS SUB TOTAL

\$ _____

ORDER TOTAL

= \$ _____

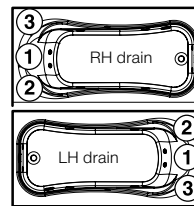
Customer Name: _____ Date: _____

Additional Information:

VECELLI

72 x 37 1/4 x 20 1/4 inches

BASE MODEL	PKG. WT. LBS.	JETS	DRAIN	MODEL #	MSLP
<input type="checkbox"/> Soaker	115	0	LH or RH	W7872620	\$1,699
<input type="checkbox"/> Whirlpool	165	8	LH or RH	W7872621	\$2,797
<input type="checkbox"/> Air bath	125	0	LH or RH	W7872620A	\$2,998



OPTIONS (x = insert desired option code)	ENTER DESIRED OPTION CODE	MSLP
Cast acrylic stock color (COLxx): White (WH)	_____	No charge
Cast acrylic color upgrade (COLxx): Biscuit (BI)	_____	\$35
Pump / blower location (PLxx): Standard Location (L1) Location 2 (L2) Location 3 (L3)	_____	No charge
Drain location (DLXX): Right Hand (RH) Left Hand (LH)	_____	No charge
Magnetic pillow (MPxxxxx): White (WHPIL) Black (BKPIL)	_____	\$105
Cable drive waste & overflow: Chrome (CDCHCD)	_____	\$345
Cable drive waste & overflow, color-matched (CDxxxx): Biscuit (BICD) White (WHCD)	_____	\$390
Cable drive waste & overflow (CDxxxx): Oil Rubbed Bronze (OBCD) Polished Brass (BRCD) Brushed Nickel (SNCD)	_____	\$440
Inline heater - 1.5kW, factory installed (whirlpool only) (HTH1)	_____	\$400
Wood shipping crate (PKCR)	_____	\$460
Rush order program* (DELQK)	_____	\$325
Residential delivery with lift gate* (DELLG)	_____	\$454

*For program terms and conditions, see page iii.

BASE PRICE (insert MSLP of base model selected in upper table)

+ \$ _____

OPTIONS SUB TOTAL

\$ _____

ORDER TOTAL

= \$ _____

BUILDERS' CHOICE

PRODUCT FEATURES

- Integral skirt
- Removable access panels (whirlpool and air bath only)
- Sculpted armrests
- Integral tiling flange (3T)

For series features see section page.

ILLUSTRATION KEY

 = Blower or Pump Location

ORDERING KEY

In the part number, "xx" means an option code must be inserted.

Cast Acrylic stock color (COLxx) ← **part number****option code** → White (WH)
Example: COLxx + WH = COLWH
 Cast Acrylic stock color in White

Customer Name: _____ Date: _____

Additional Information: _____

 Manufacturer reserves the right to
 discontinue models, colors, options
 and trim finishes without notice.

VELENCIA 1.5

65 3/4 x 43 3/8 x 19 1/2 inches

BUILDERS' CHOICE

PRODUCT FEATURES

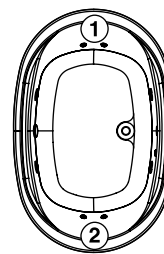
- 2 person bath
- Can be used in undermount application

For series features see section page.

ILLUSTRATION KEY

○ = Blower or Pump Location

BASE MODEL	PKG. WT. LBS.	JETS	DRAIN	MODEL #	MSLP
<input type="checkbox"/> Soaker	79	0	Center front	W8666620	\$1,494
<input type="checkbox"/> Whirlpool	129	8	Center front	W8666621	\$2,348



OPTIONS (x = insert desired option code)	ENTER DESIRED OPTION CODE	MSLP
Cast acrylic stock color (COLxx): White (WH)	_____	No charge
Cast acrylic color upgrade (COLxx): Biscuit (BI)	_____	\$35
Pump / blower location (PLxx): Standard Location (L1) Location 2 (L2)	_____	No charge
Magnetic pillow (MPxxxxx): White (WHPIL) Black (BKPIL)	_____	\$105
Cable drive waste & overflow: Chrome (CDCHCD)	_____	\$80
Cable drive waste & overflow, color-matched (CDxxxx): Biscuit (BICD) White (WHCD)	_____	\$345
Cable drive waste & overflow (CDxxxx): Oil Rubbed Bronze (OBCD) Polished Brass (BRCD) Brushed Nickel (SNCD)	_____	\$390
Inline heater - 1.5kW, factory installed (whirlpool only) (HTH1)	_____	\$400
Wood shipping crate (PKCR)	_____	\$440
Rush order program* (DELQK)	_____	\$325
Residential delivery with lift gate* (DELLG)	_____	\$454

*For program terms and conditions, see page iii.

BASE PRICE (insert MSLP of base model selected in upper table)

+ \$ _____

OPTIONS SUB TOTAL

\$ _____

ORDER TOTAL

= \$ _____

ORDERING KEY

In the part number, "xx" means an option code must be inserted.

Cast Acrylic stock color (COLxx): ← part number

option code → White (WH)

Example: COLxx + WH = COLWH
Cast Acrylic stock color in White

Manufacturer reserves the right to discontinue models, colors, options and trim finishes without notice.

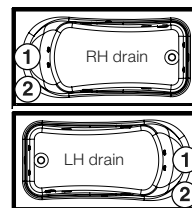
Customer Name: _____ Date: _____

Additional Information:

VINCENZO Q

66 x 35 1/4 x 24 1/8 inches

BASE MODEL	PKG. WT. LBS.	JETS	DRAIN	MODEL #	MSLP
<input type="checkbox"/> Soaker	116	0	LH or RH	W9866600Q	\$1,616
<input type="checkbox"/> Whirlpool	166	8	LH or RH	W9866601Q	\$2,777




BUILDERS' CHOICE

PRODUCT FEATURES

- Extended skirt allows for above-the-floor installation of waste, overflow and drainage
- Integral tiling flange (3T)
- Double tiling flange
- Removable access panels (whirlpool only)

For series features see section page.

ILLUSTRATION KEY

 = Blower or Pump Location

OPTIONS (x = insert desired option code)	ENTER DESIRED OPTION CODE	MSLP
Cast acrylic stock color (COLxx): White (WH)	_____	No charge
Cast acrylic color upgrade (COLxx): Biscuit (BI)	_____	\$35
Pump / blower location (PLxx): Standard Location (L1) Location 2 (L2)	_____	No charge
19" cut skirt (CS19)	_____	No charge
Drain location (DLXX): Right Hand (RH) Left Hand (LH)	_____	No charge
Magnetic pillow (MPxxxxx): White (WHPIL) Black (BKPIL)	_____	\$105
Cable drive waste & overflow: Chrome (CDCHCD)	_____	\$345
Cable drive waste & overflow, color-matched (CDxxxx): Biscuit (BICD) White (WHCD)	_____	\$390
Cable drive waste & overflow (CDxxxx): Oil Rubbed Bronze (OBCD) Polished Brass (BRCD) Brushed Nickel (SNCD)	_____	\$440
Inline heater - 1.5kW, factory installed (whirlpool only) (HTH1)	_____	\$400
Wood shipping crate (PKCR)	_____	\$460
Rush order program* (DELQK)	_____	\$325
Residential delivery with lift gate* (DELLG)	_____	\$454
*For program terms and conditions, see page iii.		

BASE PRICE (insert MSLP of base model selected in upper table)

+ \$ _____

OPTIONS SUB TOTAL

\$ _____

ORDER TOTAL

= \$ _____

Customer Name: _____ Date: _____

Additional Information: _____

ORDERING KEY

In the part number, "xx" means an option code must be inserted.

Cast Acrylic stock color (COLxx) ← **part number****option code** → White (WH)
Example: COLxx + WH = COLWH
 Cast Acrylic stock color in White

 Manufacturer reserves the right to
 discontinue models, colors, options
 and trim finishes without notice.

Builders' Choice AcrylX™ Freestanding



Features (all models)

- 2-piece freestanding bathtub
- Faucet can be deck-mounted or floor-mounted
- Above-the-Floor Rough (AFR)
- Available F² Drain option allows quick drain connection and perfect alignment for easy installation
- AcrylX™ applied acrylic surface
- Available in White only
- Lifetime limited warranty

CLARA 6032CF

60 x 32 x 27

PRODUCT FEATURES

- Symmetrical transitional design
- Available in white only

For series features see section page.

BASE MODEL	PKG. WT. LBS.	DRAIN	MODEL #	MSLP
<input type="checkbox"/> Soaker	95	Center Front	W1AX6032FT0	\$1,937



OPTIONS (x = insert desired option code)	ENTER DESIRED OPTION CODE	MSLP
PVC F2 Drain kit for freestanding bathtub installation: (F2PV) Also sold separately as an accessory (10034341). See page 160 for details. **	_____	\$133
ABS F2 Drain kit for freestanding bathtub installation: (F2AB) Also sold separately as an accessory (10032747). See page 160 for details. **	_____	\$133
Builders' Choice freestanding waste & overflow: Chrome (FDD1CH)	_____	\$55
Builders' Choice freestanding waste & overflow: Brushed Nickel (FDD1BN)	_____	\$82
Cable operated waste & overflow (FDD2xx): Chrome (CH), Brushed Nickel (BN), White (WH)	_____	\$160
Brass flexible waste & overflow for high-rise construction: Chrome (FDD3CH)	_____	\$244
Brass flexible waste & overflow for high-rise construction: Brushed Nickel (FDD3BN)	_____	\$288
Rush order program* (DELQK)	_____	\$325
Residential delivery with lift gate* (DELLG)	_____	\$454
*For program terms and conditions, see page iii. **Ordering in advance allows for pre-plumbing on job site.		

BASE PRICE (insert MSLP of base model selected in upper table)

+ \$ _____

OPTIONS SUB TOTAL

\$ _____

ORDER TOTAL

= \$ _____

ORDERING KEY

In the part number, "xx" means an option code must be inserted.

Cable operated waste & overflow (FDD2xx): ← **part number**

option code → Chrome (CH)

Example: FDD2xx + CH = FDD2CH
Cable operated waste & overflow in chrome

Manufacturer reserves the right to discontinue models, colors, options and trim finishes without notice.

Customer Name: _____ Date: _____

Additional Information:

CLARA 6636CF

66 x 36 x 27

BASE MODEL	PKG. WT. LBS.	DRAIN	MODEL #	MSLP
<input type="checkbox"/> Soaker	110	Center Front	WIAX6636FT0	\$2,323



OPTIONS (x = insert desired option code)	ENTER DESIRED OPTION CODE	MSLP
PVC F2 Drain kit for freestanding bathtub installation: (F2PV) Also sold separately as an accessory (10034341). See page 160 for details.**	_____	\$133
ABS F2 Drain kit for freestanding bathtub installation: (F2AB) Also sold separately as an accessory (10032747). See page 160 for details.**	_____	\$133
Builders' Choice freestanding waste & overflow: Chrome (FDD1CH)	_____	\$55
Builders' Choice freestanding waste & overflow: Brushed Nickel (FDD1BN)	_____	\$82
Cable operated waste & overflow (FDD2xx): Chrome (CH), Brushed Nickel (BN), White (WH)	_____	\$160
Brass flexible waste & overflow for high-rise construction: Chrome (FDD3CH)	_____	\$244
Brass flexible waste & overflow for high-rise construction: Brushed Nickel (FDD3BN)	_____	\$288
Rush order program* (DELQK)	_____	\$325
Residential delivery with lift gate* (DELLG)	_____	\$454
*For program terms and conditions, see page iii. **Ordering in advance allows for pre-plumbing on job site.		

BASE PRICE (insert MSLP of base model selected in upper table)

+ \$ _____

OPTIONS SUB TOTAL

\$ _____

ORDER TOTAL

= \$ _____

Customer Name: _____ Date: _____

Additional Information: _____



AQUATIC

The bath people

BUILDERS' CHOICE
ACRYLX™ FREESTANDING

PRODUCT FEATURES

- Two person bath
- Symmetrical transitional design
- Available in white only

For series features see section page.

ORDERING KEY

In the part number, "xx" means an option code must be inserted.

Cable operated waste & overflow (FDD2xx) ← part number

option code → Chrome (CH)

Example: FDD2xx + CH = FDD2CH
Cable operated waste & overflow in chrome

Manufacturer reserves the right to discontinue models, colors, options and trim finishes without notice.

CYRUS 6042CF

60 x 42 x 23

PRODUCT FEATURES

- Two-person bath
- Transitional oval design
- Available in white only

For series features see section page.

BASE MODEL	PKG. WT. LBS.	DRAIN	MODEL #	MSLP
<input type="checkbox"/> Soaker	101	Center Front	W3AX6042FT0	\$2,072



OPTIONS (x = insert desired option code)	ENTER DESIRED OPTION CODE	MSLP
PVC F2 Drain kit for freestanding bathtub installation: (F2PV) Also sold separately as an accessory (10034341). See page 160 for details. **	_____	\$133
ABS F2 Drain kit for freestanding bathtub installation: (F2AB) Also sold separately as an accessory (10032747). See page 160 for details. **	_____	\$133
Builders' Choice freestanding waste & overflow: Chrome (FDD1CH)	_____	\$55
Builders' Choice freestanding waste & overflow: Brushed Nickel (FDD1BN)	_____	\$82
Cable operated waste & overflow (FDD2xx): Chrome (CH), Brushed Nickel (BN), White (WH)	_____	\$160
Brass flexible waste & overflow for high-rise construction: Chrome (FDD3CH)	_____	\$244
Brass flexible waste & overflow for high-rise construction: Brushed Nickel (FDD3BN)	_____	\$288
Builders' Choice linear waste & overflow (Chrome, Brushed Nickel and Dark Bronze trim included): (OFL)	_____	\$249
Rush order program* (DELQK)	_____	\$325
Residential delivery with lift gate* (DELLG)	_____	\$454

*For program terms and conditions, see page iii.

**Ordering in advance allows for pre-plumbing on job site.

BASE PRICE (insert MSLP of base model selected in upper table)

+ \$ _____

OPTIONS SUB TOTAL

\$ _____

ORDER TOTAL

= \$ _____

ORDERING KEY

In the part number, "xx" means an option code must be inserted.

Cable operated waste & overflow (FDD2xx): ← **part number**

option code → Chrome (CH)

Example: FDD2xx + CH = FDD2CH
Cable operated waste & overflow in chrome

Manufacturer reserves the right to discontinue models, colors, options and trim finishes without notice.

Customer Name: _____ Date: _____

Additional Information:

CYRUS 6636CF

66 x 36 x 23

BASE MODEL	PKG. WT. LBS.	DRAIN	MODEL #	MSLP
<input type="checkbox"/> Soaker	106	Center Front	W3AX6636FT0	\$2,072



OPTIONS (x = insert desired option code)	ENTER DESIRED OPTION CODE	MSLP
PVC F2 Drain kit for freestanding bathtub installation: (F2PV) Also sold separately as an accessory (10034341). See page 160 for details.**	_____	\$133
ABS F2 Drain kit for freestanding bathtub installation: (F2AB) Also sold separately as an accessory (10032747). See page 160 for details.**	_____	\$133
Builders' Choice freestanding waste & overflow: Chrome (FDD1CH)	_____	\$55
Builders' Choice freestanding waste & overflow: Brushed Nickel (FDD1BN)	_____	\$82
Cable operated waste & overflow (FDD2xx): Chrome (CH), Brushed Nickel (BN), White (WH)	_____	\$160
Brass flexible waste & overflow for high-rise construction: Chrome (FDD3CH)	_____	\$244
Brass flexible waste & overflow for high-rise construction: Brushed Nickel (FDD3BN)	_____	\$288
Builders' Choice linear waste & overflow (Chrome, Brushed Nickel and Dark Bronze trim included): (OFL)	_____	\$249
Rush order program* (DELQK)	_____	\$325
Residential delivery with lift gate* (DELLG)	_____	\$454

*For program terms and conditions, see page iii.

**Ordering in advance allows for pre-plumbing on job site.

BASE PRICE (insert MSLP of base model selected in upper table)

+ \$ _____

OPTIONS SUB TOTAL

\$ _____

ORDER TOTAL

= \$ _____

Customer Name: _____ Date: _____

Additional Information: _____



AQUATIC

The bath people

BUILDERS' CHOICE
ACRYLX™ FREESTANDING

PRODUCT FEATURES

- Two person bath
- Transitional oval design
- Available in white only

For series features see section page.

ORDERING KEY

In the part number, "xx" means an option code must be inserted.

Cable operated waste & overflow (FDD2xx): ← part number

option code → Chrome (CH)

Example: FDD2xx + CH = FDD2CH
Cable operated waste & overflow in chrome

Manufacturer reserves the right to discontinue models, colors, options and trim finishes without notice.

EFFIE 6032CF

60 x 32 x 27

PRODUCT FEATURES

- Symmetrical oval design
- Available in white only

For series features see section page.

BASE MODEL	PKG. WT. LBS.	DRAIN	MODEL #	MSLP
<input type="checkbox"/> Soaker	95	Center Front	W4AX6032FT0	\$1,937



OPTIONS (x = insert desired option code)	ENTER DESIRED OPTION CODE	MSLP
PVC F2 Drain kit for freestanding bathtub installation: (F2PV) Also sold separately as an accessory (10034341). See page 160 for details. **	_____	\$133
ABS F2 Drain kit for freestanding bathtub installation: (F2AB) Also sold separately as an accessory (10032747). See page 160 for details. **	_____	\$133
Builders' Choice freestanding waste & overflow: Chrome (FDD1CH)	_____	\$55
Builders' Choice freestanding waste & overflow: Brushed Nickel (FDD1BN)	_____	\$82
Cable operated waste & overflow (FDD2xx): Chrome (CH), Brushed Nickel (BN), White (WH)	_____	\$160
Brass flexible waste & overflow for high-rise construction: Chrome (FDD3CH)	_____	\$244
Brass flexible waste & overflow for high-rise construction: Brushed Nickel (FDD3BN)	_____	\$288
Rush order program* (DELQK)	_____	\$325
Residential delivery with lift gate* (DELLG)	_____	\$454
*For program terms and conditions, see page iii. **Ordering in advance allows for pre-plumbing on job site.		

BASE PRICE (insert MSLP of base model selected in upper table)

+ \$ _____

OPTIONS SUB TOTAL

\$ _____

ORDER TOTAL

= \$ _____

ORDERING KEY

In the part number, "xx" means an option code must be inserted.

Cable operated waste & overflow (FDD2xx): ← part number

option code → Chrome (CH)

Example: FDD2xx + CH = FDD2CH
Cable operated waste & overflow in chrome

Manufacturer reserves the right to discontinue models, colors, options and trim finishes without notice.

Customer Name: _____ Date: _____

Additional Information:

EFFIE 6636CF

66 x 36 x 27

BASE MODEL	PKG. WT. LBS.	DRAIN	MODEL #	MSLP
<input type="checkbox"/> Soaker	110	Center Front	W4AX6636FT0	\$2,323



OPTIONS (x = insert desired option code)	ENTER DESIRED OPTION CODE	MSLP
PVC F2 Drain kit for freestanding bathtub installation: (F2PV) Also sold separately as an accessory (10034341). See page 160 for details.**	_____	\$133
ABS F2 Drain kit for freestanding bathtub installation: (F2AB) Also sold separately as an accessory (10032747). See page 160 for details.**	_____	\$133
Builders' Choice freestanding waste & overflow: Chrome (FDD1CH)	_____	\$55
Builders' Choice freestanding waste & overflow: Brushed Nickel (FDD1BN)	_____	\$82
Cable operated waste & overflow (FDD2xx): Chrome (CH), Brushed Nickel (BN), White (WH)	_____	\$160
Brass flexible waste & overflow for high-rise construction: Chrome (FDD3CH)	_____	\$244
Brass flexible waste & overflow for high-rise construction: Brushed Nickel (FDD3BN)	_____	\$288
Rush order program* (DELQK)	_____	\$325
Residential delivery with lift gate* (DELLG)	_____	\$454

*For program terms and conditions, see page iii.

**Ordering in advance allows for pre-plumbing on job site.

BASE PRICE (insert MSLP of base model selected in upper table)

+ \$ _____

OPTIONS SUB TOTAL

\$ _____

ORDER TOTAL

= \$ _____

Customer Name: _____ Date: _____

Additional Information: _____



AQUATIC

The bath people

BUILDERS' CHOICE
ACRYLX™ FREESTANDING

PRODUCT FEATURES

- Two person bath
- Symmetrical oval design
- Available in white only

For series features see section page.

ORDERING KEY

In the part number, "xx" means an option code must be inserted.

Cable operated waste & overflow (FDD2xx): ← part number

option code → Chrome (CH)

Example: FDD2xx + CH = FDD2CH
Cable operated waste & overflow in chrome

Manufacturer reserves the right to discontinue models, colors, options and trim finishes without notice.



AQUATIC

The bath people

BUILDERS' CHOICE
ACRYLX™ FREESTANDING

PRODUCT FEATURES

- Comfortable raised backrest
- Available in white only

For series features see section page.

PRICE LIST/ORDER FORM — PURCHASE ORDER REQUIRED

FINN 6032F

60 x 32 x 25

BASE MODEL	PKG. WT. LBS.	DRAIN	MODEL #	MSLP
<input type="checkbox"/> Soaker	130	End	W2AX6032FT0	\$1,727



OPTIONS (x = insert desired option code)	ENTER DESIRED OPTION CODE	MSLP
PVC F2 Drain kit for freestanding bathtub installation: (F2PV) Also sold separately as an accessory (10034341). See page 160 for details.**	_____	\$133
ABS F2 Drain kit for freestanding bathtub installation: (F2AB) Also sold separately as an accessory (10032747). See page 160 for details.**	_____	\$133
Builders' Choice freestanding waste & overflow: Chrome (FDD1CH)	_____	\$55
Builders' Choice freestanding waste & overflow: Brushed Nickel (FDD1BN)	_____	\$82
Cable operated waste & overflow (FDD2xx): Chrome (CH), Brushed Nickel (BN), White (WH)	_____	\$160
Rush order program* (DELQK)	_____	\$325
Residential delivery with lift gate* (DELLG)	_____	\$454
*For program terms and conditions, see page iii. **Ordering in advance allows for pre-plumbing on job site.		

BASE PRICE (insert MSLP of base model selected in upper table)

+ \$ _____

OPTIONS SUB TOTAL

\$ _____

ORDER TOTAL

= \$ _____

ORDERING KEY

In the part number, "xx" means an option code must be inserted.

Cable operated waste & overflow (FDD2xx): ← **part number**

option code → Chrome (CH)

Example: FDD2xx + CH = FDD2CH
Cable operated waste & overflow in chrome

Manufacturer reserves the right to discontinue models, colors, options and trim finishes without notice.

Customer Name: _____ Date: _____

Additional Information:

Acrylic Showers, Tub-Showers and Shower Bases



STANDARD FEATURES *(all models)*

Showers and Tub-Showers

- Multiple toiletry shelves
- Stylized smooth wall
- Slip-resistant, textured floor
- Premium cast acrylic surface
- 5-year limited warranty

Shower Bases

- Slip-resistant, textured floor
- Premium cast acrylic surface
- 5-year limited warranty

**CAST ACRYLIC SHOWERS
& TUB-SHOWERS**

PRODUCT FEATURES

- Multiple toiletry shelves
- 2 integral footrests (WE1480)
- 1 integral footrest, 1 molded seat (WE148L/R)

For series features see section page.

PRICE LIST/ORDER FORM — PURCHASE ORDER REQUIRED

WE148

48 x 36 x 78



BASE MODEL	PKG. WT. LBS.	SEAT	DRAIN	MODEL #	MSLP
<input type="checkbox"/> Shower	145	0	Center	WE1480	\$2,326
<input type="checkbox"/> Shower	154	1 (LH or RH)	Center	WE148L/R	\$2,375

OPTIONS (x = insert desired option code)	ENTER DESIRED OPTION CODE	MSLP
Cast acrylic stock color (COLxx): White (WH)	_____	No charge
Cast acrylic color upgrade (COLxx): Biscuit (BI)	_____	\$35
Sure-fit brass drain (BDSF)	_____	\$32
Residential delivery with lift gate* (DELLG)	_____	\$454

*For program terms and conditions, see page iii.

SHOWER DOORS OPTIONS: Glass/Finish		
Clear/Brushed Nickel (L0517-44TCLBN)	_____	\$797
Clear/Silver (L0517-44TCLSV)	_____	\$561
Obscure/Brushed Nickel (L0517-44TOBBN)	_____	\$728
Obscure/Silver (L0517-44TOBSV)	_____	\$491

BASE PRICE (insert MSLP of base model selected in upper table)	+ \$ _____
OPTIONS SUB TOTAL	\$ _____
ORDER TOTAL	= \$ _____

ORDERING KEY

In the part number, "xx" means an option code must be inserted.

Cast Acrylic stock color (COLxx): ← **part number**

option code → White (WH)

Example: COLxx + WH = COLWH
Cast Acrylic stock color in White

Manufacturer reserves the right to discontinue models, colors, options and trim finishes without notice.

Customer Name: _____ Date: _____

Additional Information:

WM148

48 x 36 x 90

BASE MODEL	PKG. WT. LBS.	SEAT	DRAIN	MODEL #	MSLP
<input type="checkbox"/> Shower	157	0	Center	WM1480	\$2,507
<input type="checkbox"/> Shower	166	1 (LH or RH)	Center	WM148L/R	\$2,562



OPTIONS (x = insert desired option code)	ENTER DESIRED OPTION CODE	MSLP
Cast acrylic stock color (COLxx): White (WH)	_____	No charge
Cast acrylic color upgrade (COLxx): Biscuit (BI)	_____	\$35
Sure-fit brass drain (BDSF)	_____	\$32
Dome light - ready to install (DLNI)	_____	\$160
Chromatherapy lights (CLO4)	_____	\$904
Residential delivery with lift gate* (DELLG)	_____	\$454

*For program terms and conditions, see page iii.

SHOWER DOORS OPTIONS: Glass/Finish		
Clear/Brushed Nickel (L0517-44TCLBN)	_____	\$797
Clear/Silver (L0517-44TCLSV)	_____	\$561
Obscure/Brushed Nickel (L0517-44TOBBN)	_____	\$728
Obscure/Silver (L0517-44TOBSV)	_____	\$491
Clear/Brushed Nickel (L531-42CLBN)	_____	\$1,030
Clear/Silver (L531-42CLSV)	_____	\$696
Obscure/Brushed Nickel (L531-42OBBN)	_____	\$981
Obscure/Silver (L531-42OBSV)	_____	\$647

BASE PRICE (insert MSLP of base model selected in upper table)

+ \$ _____

OPTIONS SUB TOTAL

\$ _____

ORDER TOTAL

= \$ _____

Customer Name: _____ Date: _____

Additional Information: _____

**AQUATIC**

The bath people

**CAST ACRYLIC SHOWERS
& TUB-SHOWERS****PRODUCT FEATURES**

- Integral dome
- Multiple toiletry shelves
- 2 integral footrests (WM1480)
- 1 integral footrest, 1 molded seat (WM148L/R)

For series features see section page.

ORDERING KEY

In the part number, "xx" means an option code must be inserted.

Cast Acrylic stock color (COLxx): ← **part number****option code** → White (WH)**Example:** COLxx + WH = COLWH
Cast Acrylic stock color in White

Manufacturer reserves the right to discontinue models, colors, options and trim finishes without notice.

**CAST ACRYLIC SHOWERS
& TUB-SHOWERS**

PRODUCT FEATURES

- Multiple toiletry shelves
- 2 integral footrests (WE1600)
- 2 molded seats (WE1602)
- 1 integral footrest, 1 molded seat (WE160L/R)

For series features see section page.

PRICE LIST/ORDER FORM — PURCHASE ORDER REQUIRED

WE160

60 x 36 x 78



BASE MODEL	PKG. WT. LBS.	SEAT	DRAIN	MODEL #	MSLP
<input type="checkbox"/> Shower	163	0	Center	WE1600	\$2,499
<input type="checkbox"/> Shower	170	2	Center	WE1602	\$2,655
<input type="checkbox"/> Shower	179	1	Center	WE160L/R	\$2,557

OPTIONS (x = insert desired option code)	ENTER DESIRED OPTION CODE	MSLP
Cast acrylic stock color (COLxx): White (WH)	_____	No charge
Cast acrylic color upgrade (COLxx): Biscuit (BI)	_____	\$35
Sure-fit brass drain (BDSF)	_____	\$32
Residential delivery with lift gate* (DELLG)	_____	\$454

*For program terms and conditions, see page iii.

SHOWER DOORS OPTIONS: Glass/Finish		
Clear/Brushed Nickel (L0517-56CLBN)	_____	\$946
Clear/Silver (L0517-56CLSV)	_____	\$709
Obscure/Brushed Nickel (L0517-56OBBN)	_____	\$875
Obscure/Silver (L0517-56OBSV)	_____	\$637

BASE PRICE (insert MSLP of base model selected in upper table)	+ \$ _____
OPTIONS SUB TOTAL	\$ _____
ORDER TOTAL	= \$ _____

ORDERING KEY

In the part number, "xx" means an option code must be inserted.

Cast Acrylic stock color (COLxx): ← **part number**

option code → White (WH)

Example: COLxx + WH = COLWH
Cast Acrylic stock color in White

Manufacturer reserves the right to discontinue models, colors, options and trim finishes without notice.

Customer Name: _____ Date: _____

Additional Information:



AQUATIC

The bath people

WM160

60 x 36 x 90

BASE MODEL	PKG. WT. LBS.	SEAT	DRAIN	MODEL #	MSLP
<input type="checkbox"/> Shower	191	0	Center	WM1600	\$2,593
<input type="checkbox"/> Shower	209	2	Center	WM1602	\$2,764
<input type="checkbox"/> Shower	200	1	Center	WM160L/R	\$2,660



CAST ACRYLIC SHOWERS & TUB-SHOWERS

PRODUCT FEATURES

- Integral dome
- Multiple toiletry shelves
- 2 integral footrests (WM1600)
- 2 molded seats (WM1602)
- 1 integral footrest, 1 molded seat (WM160L/R)

For series features see section page.

OPTIONS (x = insert desired option code)	ENTER DESIRED OPTION CODE	MSLP
Cast acrylic stock color (COLxx): White (WH)	_____	No charge
Cast acrylic color upgrade (COLxx): Biscuit (BI)	_____	\$35
Sure-fit brass drain (BDSF)	_____	\$32
Dome light - ready to install (DLNI)	_____	\$160
Chromatherapy lights (CL04)	_____	\$904
Residential delivery with lift gate* (DELLG)	_____	\$454

*For program terms and conditions, see page iii.

SHOWER DOORS OPTIONS: Glass/Finish		
Clear/Brushed Nickel (L0517-54CLBN)	_____	\$946
Clear/Silver (L0517-54CLSV)	_____	\$709
Obscure/Brushed Nickel (L0517-54OBBN)	_____	\$814
Obscure/Silver (L0517-54OBSV)	_____	\$637

BASE PRICE (insert MSLP of base model selected in upper table)

+ \$ _____

OPTIONS SUB TOTAL

\$ _____

ORDER TOTAL

= \$ _____

ORDERING KEY

In the part number, "xx" means an option code must be inserted.

Cast Acrylic stock color (COLxx): ← **part number****option code** → White (WH)
Example: COLxx + WH = COLWH
 Cast Acrylic stock color in White

Customer Name: _____ Date: _____

Additional Information: _____

 Manufacturer reserves the right to
 discontinue models, colors, options
 and trim finishes without notice.

**CAST ACRYLIC SHOWERS
& TUB-SHOWERS**

PRODUCT FEATURES

- Sculpted armrest
- Multiple toiletry shelves

For series features see section page.

PRICE LIST/ORDER FORM — PURCHASE ORDER REQUIRED

WE260

60 x 34 x 78



BASE MODEL	PKG. WT. LBS.	SEAT	DRAIN	MODEL #	MSLP
<input type="checkbox"/> Tub-shower	161	0	Left	WE260L	\$2,456
<input type="checkbox"/> Tub-shower	161	0	Right	WE260R	\$2,456

OPTIONS (x = insert desired option code)	ENTER DESIRED OPTION CODE	MSLP
Cast acrylic stock color (COLxx): White (WH)	_____	No charge
Cast acrylic color upgrade (COLxx): Biscuit (BI)	_____	\$35
Cable drive waste & overflow: Chrome (CDCHCD)	_____	\$345
Cable drive waste & overflow, color-matched (CDxxxx): Biscuit (BICD) White (WHCD)	_____	\$390
Cable drive waste & overflow (CDxxxx): Oil Rubbed Bronze (OBCD) Polished Brass (BRCD) Brushed Nickel (SNCD)	_____	\$440
Residential delivery with lift gate* (DELLG)	_____	\$454

*For program terms and conditions, see page iii.

SHOWER DOORS OPTIONS: Glass/Finish		
Clear/Brushed Nickel (L0516-54CLBN)	_____	\$955
Clear/Silver (L0516-54CLSV)	_____	\$680
Obscure/Brushed Nickel (L0516-54OBBN)	_____	\$891
Obscure/Silver (L0516-54OBSV)	_____	\$451

BASE PRICE (insert MSLP of base model selected in upper table)

+ \$ _____

OPTIONS SUB TOTAL

\$ _____

ORDER TOTAL

= \$ _____

ORDERING KEY

In the part number, "xx" means an option code must be inserted.

Cast Acrylic stock color (COLxx): ← **part number**

option code → White (WH)

Example: COLxx + WH = COLWH
Cast Acrylic stock color in White

Manufacturer reserves the right to discontinue models, colors, options and trim finishes without notice.

Customer Name: _____ Date: _____

Additional Information:


AQUATIC

The bath people

WE260S

60 x 34 x 80

BASE MODEL	PKG. WT. LBS.	SEAT	DRAIN	MODEL #	MSLP
<input type="checkbox"/> Tub-shower	161	0	Left	WE260SL	\$2,456
<input type="checkbox"/> Tub-shower	161	0	Right	WE260SR	\$2,456



CAST ACRYLIC SHOWERS & TUB-SHOWERS

PRODUCT FEATURES

- Multiple toiletry shelves

For series features see section page.

OPTIONS (x = insert desired option code)	ENTER DESIRED OPTION CODE	MSLP
Cast acrylic stock color (COLxx): White (WH)	_____	No charge
Cast acrylic color upgrade (COLxx): Biscuit (BI)	_____	\$35
Cable drive waste & overflow: Chrome (CDCHCD)	_____	\$345
Cable drive waste & overflow, color-matched (CDxxxx): Biscuit (BICD) White (WHCD)	_____	\$390
Cable drive waste & overflow (CDxxxx): Oil Rubbed Bronze (OBCD) Polished Brass (BRCD) Brushed Nickel (SNCD)	_____	\$440
Residential delivery with lift gate* (DELLG)	_____	\$454

*For program terms and conditions, see page iii.

SHOWER DOORS OPTIONS: Glass/Finish		
Clear/Brushed Nickel (L0516-54CLBN)	_____	\$955
Clear/Silver (L0516-54CLSV)	_____	\$680
Obscure/Brushed Nickel (L0516-54OBBN)	_____	\$891
Obscure/Silver (L0516-54OBSV)	_____	\$451

BASE PRICE (insert MSLP of base model selected in upper table)

+ \$ _____

OPTIONS SUB TOTAL

\$ _____

ORDER TOTAL

= \$ _____

ORDERING KEY

In the part number, "xx" means an option code must be inserted.

Cast Acrylic stock color (COLxx): ← **part number****option code** → White (WH)
Example: COLxx + WH = COLWH
 Cast Acrylic stock color in White

 Manufacturer reserves the right to
 discontinue models, colors, options
 and trim finishes without notice.

Customer Name: _____ Date: _____

Additional Information: _____

**CAST ACRYLIC SHOWERS
& TUB-SHOWERS**

PRODUCT FEATURES

- Integral dome
- Sculpted armrest
- Multiple toiletry shelves

For series features see section page.

PRICE LIST/ORDER FORM — PURCHASE ORDER REQUIRED

WM260

60 x 34 x 90



BASE MODEL	PKG. WT. LBS.	SEAT	DRAIN	MODEL #	MSLP
<input type="checkbox"/> Tub-shower	175	0	Left	WM260L	\$2,644
<input type="checkbox"/> Tub-shower	175	0	Right	WM260R	\$2,644

OPTIONS (x = insert desired option code)	ENTER DESIRED OPTION CODE	MSLP
Cast acrylic stock color (COLxx): White (WH)	_____	No charge
Cast acrylic color upgrade (COLxx): Biscuit (BI)	_____	\$35
Cable drive waste & overflow: Chrome (CDCHCD)	_____	\$345
Cable drive waste & overflow, color-matched (CDxxxx): Biscuit (BICD) White (WHCD)	_____	\$390
Cable drive waste & overflow (CDxxxx): Oil Rubbed Bronze (OBCD) Polished Brass (BRCD) Brushed Nickel (SNCD)	_____	\$440
Dome light - ready to install (DLNI)	_____	\$160
Chromatherapy lights (CLO4)	_____	\$904
Residential delivery with lift gate* (DELLG)	_____	\$454

*For program terms and conditions, see page iii.

SHOWER DOORS OPTIONS: Glass/Finish		
Clear/Brushed Nickel (L0517-54SCLBN)	_____	\$797
Clear/Silver (L0517-54SCLSV)	_____	\$561
Obscure/Brushed Nickel (L0517-54SOBBN)	_____	\$728
Obscure/Silver (L0517-54SOBSV)	_____	\$491

BASE PRICE (insert MSLP of base model selected in upper table)

+ \$ _____

OPTIONS SUB TOTAL

\$ _____

ORDER TOTAL

= \$ _____

ORDERING KEY

In the part number, "xx" means an option code must be inserted.

Cast Acrylic stock color (COLxx): ← **part number**

option code → White (WH)

Example: COLxx + WH = COLWH
Cast Acrylic stock color in White

Manufacturer reserves the right to discontinue models, colors, options and trim finishes without notice.

Customer Name: _____ Date: _____

Additional Information:

SHOWER BASES

W3636ANE0

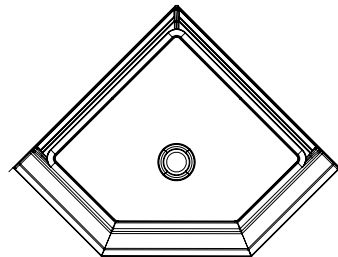
36 x 36 x 4 inches

PRODUCT FEATURES

- Neo-angle design
- Integral tiling flange (2T)

For series features see section page.

BASE TYPE	DRAIN	MODEL #	MSLP
<input type="checkbox"/> Shower Base	Center	W3636ANE0	\$927



OPTIONS (x = insert desired option code)	ENTER DESIRED OPTION CODE	MSLP
Cast acrylic stock color (COLxx): White (WH)	_____	No charge
Cast acrylic color upgrade (COLxx): Biscuit (BI)	_____	\$35
Cast acrylic premium color upgrade (COLUxx): Black (BK) Sterling Silver (ST)	_____	\$389
Sure-fit brass drain (BDSF)	_____	\$32
Residential delivery with lift gate* (DELLG)	_____	\$454
*For program terms and conditions, see page iii.		

BASE PRICE (insert MSLP of base model selected in upper table)

+ \$ _____

OPTIONS SUB TOTAL

\$ _____

ORDER TOTAL

= \$ _____

ORDERING KEY

In the part number, "xx" means an option code must be inserted.

Cast Acrylic stock color (COLxx): ← **part number**

option code → White (WH)

Example: COLxx + WH = COLWH
Cast Acrylic stock color in White

Manufacturer reserves the right to discontinue models, colors, options and trim finishes without notice.

Customer Name: _____ Date: _____

Additional Information:

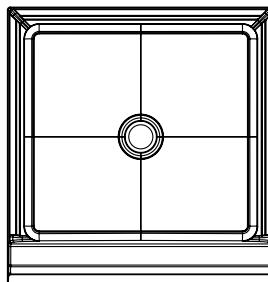


AQUATIC
The bath people

W3636APANB

36 x 36 x 6 inches

BASE TYPE	DRAIN	MODEL #	MSLP
<input type="checkbox"/> Shower Base	Center	W3636APANB	\$885



SHOWER BASES

PRODUCT FEATURES

- Enhanced front profile
- Step guides for various wall finishes
- Extended tiling flange (3T)

OPTIONS (x = insert desired option code)	ENTER DESIRED OPTION CODE	MSLP
Cast acrylic stock color (COLxx): White (WH)	_____	No charge
Cast acrylic color upgrade (COLxx): Biscuit (BI)	_____	\$35
Cast acrylic premium color upgrade (COLUxx): Black (BK) Sterling Silver (ST)	_____	\$389
Sure-fit brass drain (BDSF)	_____	\$32
Residential delivery with lift gate* (DELLG)	_____	\$454
*For program terms and conditions, see page iii.		

BASE PRICE (insert MSLP of base model selected in upper table)

+ \$ _____

OPTIONS SUB TOTAL

\$ _____

ORDER TOTAL

= \$ _____

For series features see section page.

ORDERING KEY

In the part number, "xx" means an option code must be inserted.

Cast Acrylic stock color (COLxx): ← **part number**

option code → White (WH)

Example: COLxx + WH = COLWH
Cast Acrylic stock color in White

Customer Name: _____ Date: _____

Additional Information:

Manufacturer reserves the right to discontinue models, colors, options and trim finishes without notice.

SHOWER BASES

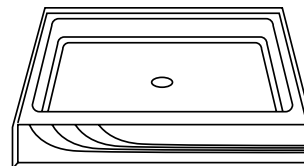
W3642APAN

36 x 42 x 6 inches

PRODUCT FEATURES

• Integral tiling flange (3T)

BASE TYPE	DRAIN	MODEL #	MSLP
<input type="checkbox"/> Shower Base	Center	W3642APAN	\$885



OPTIONS (x = insert desired option code)	ENTER DESIRED OPTION CODE	MSLP
Cast acrylic stock color (COLxx): White (WH)	_____	No charge
Cast acrylic color upgrade (COLxx): Biscuit (BI)	_____	\$35
Cast acrylic premium color upgrade (COLUxx): Black (BK) Sterling Silver (ST)	_____	\$389
Sure-fit brass drain (BDSF)	_____	\$32
Residential delivery with lift gate* (DELLG)	_____	\$454
*For program terms and conditions, see page iii.		

BASE PRICE (insert MSLP of base model selected in upper table)

+ \$ _____

OPTIONS SUB TOTAL

\$ _____

ORDER TOTAL

= \$ _____

For series features see section page.

ORDERING KEY

In the part number, "xx" means an option code must be inserted.

Cast Acrylic stock color (COLxx): ← **part number**

option code → White (WH)

Example: COLxx + WH = COLWH
Cast Acrylic stock color in White

Manufacturer reserves the right to discontinue models, colors, options and trim finishes without notice.

Customer Name: _____ Date: _____

Additional Information:

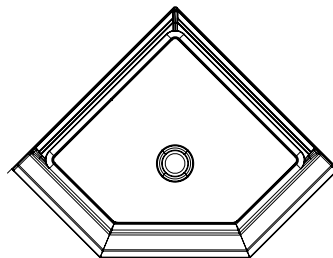


AQUATIC
The bath people

W3838ANEOB

38 x 38 x 6 inches

BASE TYPE	DRAIN	MODEL #	MSLP
<input type="checkbox"/> Shower Base	Center	W3838ANEOB	\$927



SHOWER BASES

PRODUCT FEATURES

- Neo-angle design
- Enhanced front profile
- Step guides for various wall finishes
- Extended tiling flange (2T)

OPTIONS (x = insert desired option code)	ENTER DESIRED OPTION CODE	MSLP
Cast acrylic stock color (COLxx): White (WH)	_____	No charge
Cast acrylic color upgrade (COLxx): Biscuit (BI)	_____	\$35
Cast acrylic premium color upgrade (COLUxx): Black (BK) Sterling Silver (ST)	_____	\$389
Sure-fit brass drain (BDSF)	_____	\$32
Residential delivery with lift gate* (DELLG)	_____	\$454
*For program terms and conditions, see page iii.		

BASE PRICE (insert MSLP of base model selected in upper table)

+ \$ _____

OPTIONS SUB TOTAL

\$ _____

ORDER TOTAL

= \$ _____

For series features see section page.

ORDERING KEY

In the part number, "xx" means an option code must be inserted.

Cast Acrylic stock color (COLxx): ← **part number**

option code → White (WH)

Example: COLxx + WH = COLWH
Cast Acrylic stock color in White

Customer Name: _____ Date: _____

Additional Information:

Manufacturer reserves the right to discontinue models, colors, options and trim finishes without notice.

SHOWER BASES

PRODUCT FEATURES

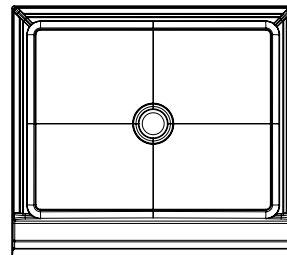
- Enhanced front profile
- Step guides for various wall finishes
- Extended tiling flange (3T)

For series features see section page.

W4236APANB

42 x 36 x 6 inches

BASE TYPE	DRAIN	MODEL #	MSLP
<input type="checkbox"/> Shower Base	Center	W4236APANB	\$984



OPTIONS (x = insert desired option code)	ENTER DESIRED OPTION CODE	MSLP
Cast acrylic stock color (COLxx): White (WH)	_____	No charge
Cast acrylic color upgrade (COLxx): Biscuit (BI)	_____	\$35
Cast acrylic premium color upgrade (COLUxx): Black (BK) Sterling Silver (ST)	_____	\$389
Sure-fit brass drain (BDSF)	_____	\$32
Residential delivery with lift gate* (DELLG)	_____	\$454
*For program terms and conditions, see page iii.		

BASE PRICE (insert MSLP of base model selected in upper table)

+ \$ _____

OPTIONS SUB TOTAL

\$ _____

ORDER TOTAL

= \$ _____

ORDERING KEY

In the part number, "xx" means an option code must be inserted.

Cast Acrylic stock color (COLxx): ← **part number**

option code → White (WH)

Example: COLxx + WH = COLWH
Cast Acrylic stock color in White

Manufacturer reserves the right to discontinue models, colors, options and trim finishes without notice.

Customer Name: _____ Date: _____

Additional Information:

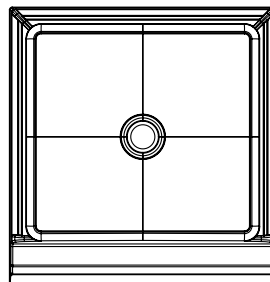


AQUATIC
The bath people

W4242APANB

42 x 42 x 6 inches

BASE TYPE	DRAIN	MODEL #	MSLP
<input type="checkbox"/> Shower Base	Center	W4242APANB	\$1,000



SHOWER BASES

PRODUCT FEATURES

- Enhanced front profile
- Step guides for various wall finishes
- Extended tiling flange (3T)

OPTIONS (x = insert desired option code)	ENTER DESIRED OPTION CODE	MSLP
Cast acrylic stock color (COLxx): White (WH)	_____	No charge
Cast acrylic color upgrade (COLxx): Biscuit (BI)	_____	\$35
Cast acrylic premium color upgrade (COLUxx): Black (BK) Sterling Silver (ST)	_____	\$389
Sure-fit brass drain (BDSF)	_____	\$32
Residential delivery with lift gate* (DELLG)	_____	\$454
*For program terms and conditions, see page iii.		

BASE PRICE (insert MSLP of base model selected in upper table)

+ \$ _____

OPTIONS SUB TOTAL

\$ _____

ORDER TOTAL

= \$ _____

For series features see section page.

ORDERING KEY

In the part number, "xx" means an option code must be inserted.

Cast Acrylic stock color (COLxx): ← **part number**

option code → White (WH)

Example: COLxx + WH = COLWH
Cast Acrylic stock color in White

Customer Name: _____ Date: _____

Additional Information:

Manufacturer reserves the right to discontinue models, colors, options and trim finishes without notice.

SHOWER BASES

PRODUCT FEATURES

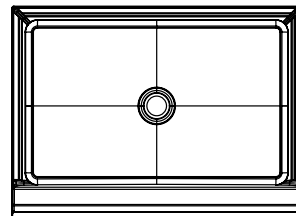
- Enhanced front profile
- Step guides for various wall finishes
- Extended tiling flange (3T)

For series features see section page.

W4834APANB

48 x 34 x 6 inches

BASE TYPE	DRAIN	MODEL #	MSLP
<input type="checkbox"/> Shower Base	Center	W4834APANB	\$1,021



OPTIONS (x = insert desired option code)	ENTER DESIRED OPTION CODE	MSLP
Cast acrylic stock color (COLxx): White (WH)	_____	No charge
Cast acrylic color upgrade (COLxx): Biscuit (BI)	_____	\$35
Cast acrylic premium color upgrade (COLUxx): Black (BK) Sterling Silver (ST)	_____	\$389
Sure-fit brass drain (BDSF)	_____	\$32
Residential delivery with lift gate* (DELLG)	_____	\$454
*For program terms and conditions, see page iii.		

BASE PRICE (insert MSLP of base model selected in upper table)

+ \$ _____

OPTIONS SUB TOTAL

\$ _____

ORDER TOTAL

= \$ _____

ORDERING KEY

In the part number, "xx" means an option code must be inserted.

Cast Acrylic stock color (COLxx): ← **part number**

option code → White (WH)

Example: COLxx + WH = COLWH
Cast Acrylic stock color in White

Manufacturer reserves the right to discontinue models, colors, options and trim finishes without notice.

Customer Name: _____ Date: _____

Additional Information:

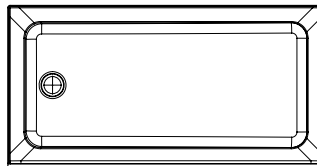


AQUATIC
The bath people

W6030AB

60 x 30 x 4 inches

BASE TYPE	DRAIN	MODEL #	MSLP
<input type="checkbox"/> Left Drain Model	LH	W6030ABL	\$1,035
<input type="checkbox"/> Right Drain Model	RH	W6030ABR	\$1,035



SHOWER BASES

PRODUCT FEATURES

- Reduced 4-inch threshold
- End drain (LH or RH)
- Ideal for tub replacement

OPTIONS (x = insert desired option code)	ENTER DESIRED OPTION CODE	MSLP
Cast acrylic stock color (COLxx): White (WH)	_____	No charge
Cast acrylic color upgrade (COLxx): Biscuit (BI)	_____	\$35
Cast acrylic premium color upgrade (COLUxx): Black (BK) Sterling Silver (ST)	_____	\$389
Sure-fit brass drain (BDSF)	_____	\$32
Residential delivery with lift gate* (DELLG)	_____	\$454
*For program terms and conditions, see page iii.		

BASE PRICE (insert MSLP of base model selected in upper table)

+ \$ _____

OPTIONS SUB TOTAL

\$ _____

ORDER TOTAL

= \$ _____

For series features see section page.

ORDERING KEY

In the part number, "xx" means an option code must be inserted.

Cast Acrylic stock color (COLxx): ← **part number**

option code → White (WH)

Example: COLxx + WH = COLWH
Cast Acrylic stock color in White

Customer Name: _____ Date: _____

Additional Information: _____

Manufacturer reserves the right to discontinue models, colors, options and trim finishes without notice.

SHOWER BASES


W6032AB

60 x 32 x 4 inches

PRODUCT FEATURES

- Reduced 4-inch threshold
- End drain (LH or RH)
- Ideal for tub replacement

BASE TYPE	DRAIN	MODEL #	MSLP
<input type="checkbox"/> Left Drain Model	LH	W6032ABL	\$1,048
<input type="checkbox"/> Right Drain Model	RH	W6032ABR	\$1,048



OPTIONS (x = insert desired option code)	ENTER DESIRED OPTION CODE	MSLP
Cast acrylic stock color (COLxx): White (WH)	_____	No charge
Cast acrylic color upgrade (COLxx): Biscuit (BI)	_____	\$35
Cast acrylic premium color upgrade (COLUxx): Black (BK) Sterling Silver (ST)	_____	\$389
Sure-fit brass drain (BDSF)	_____	\$32
Residential delivery with lift gate* (DELLG)	_____	\$454
*For program terms and conditions, see page iii.		

BASE PRICE (insert MSLP of base model selected in upper table)

+ \$ _____

OPTIONS SUB TOTAL

\$ _____

ORDER TOTAL

= \$ _____

For series features see section page.

ORDERING KEY

In the part number, "xx" means an option code must be inserted.

Cast Acrylic stock color (COLxx): ← **part number**

option code → White (WH)

Example: COLxx + WH = COLWH
Cast Acrylic stock color in White

Manufacturer reserves the right to discontinue models, colors, options and trim finishes without notice.

Customer Name: _____ Date: _____

Additional Information:

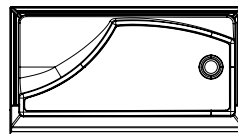


AQUATIC
The bath people

W6032APAN

60 x 32 x 22 inches

BASE TYPE	DRAIN	MODEL #	MSLP
<input type="checkbox"/> Left Drain Model (Right Seat)	LH	W6032APANL	\$1,195
<input type="checkbox"/> Right Drain Model (Left Seat)	RH	W6032APANR	\$1,195



SHOWER BASES

PRODUCT FEATURES

- Enhanced front profile
- Step guides for various wall finishes
- Extended tiling flange (3T)
- Space saving design (NOT LISTED BY IAPMO OR FHA)
- 1 seat (LH or RH).
- Seat height: 17 5/8"
- Ideal for tub replacement

For series features see section page.

OPTIONS (x = insert desired option code)	ENTER DESIRED OPTION CODE	MSLP
Cast acrylic stock color (COLxx): White (WH)	_____	No charge
Cast acrylic color upgrade (COLxx): Biscuit (BI)	_____	\$35
Cast acrylic premium color upgrade (COLUxx): Black (BK) Sterling Silver (ST)	_____	\$389
Sure-fit brass drain (BDSF)	_____	\$32
Residential delivery with lift gate* (DELLG)	_____	\$454
*For program terms and conditions, see page iii.		

BASE PRICE (insert MSLP of base model selected in upper table)

+ \$ _____

OPTIONS SUB TOTAL

\$ _____

ORDER TOTAL

= \$ _____

ORDERING KEY

In the part number, "xx" means an option code must be inserted.

Cast Acrylic stock color (COLxx): ← **part number**

option code → White (WH)

Example: COLxx + WH = COLWH
Cast Acrylic stock color in White

Manufacturer reserves the right to discontinue models, colors, options and trim finishes without notice.

Customer Name: _____ Date: _____

Additional Information: _____

SHOWER BASES

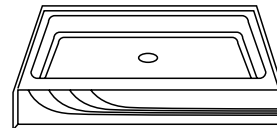
W6034APAN

60 x 34 x 6 inches

PRODUCT FEATURES

• Integral tiling flange (3T)

BASE TYPE	DRAIN	MODEL #	MSLP
<input type="checkbox"/> Shower Base	Center	W6034APAN	\$1,060



OPTIONS (x = insert desired option code)	ENTER DESIRED OPTION CODE	MSLP
Cast acrylic stock color (COLxx): White (WH)	_____	No charge
Cast acrylic color upgrade (COLxx): Biscuit (BI)	_____	\$35
Cast acrylic premium color upgrade (COLUxx): Black (BK) Sterling Silver (ST)	_____	\$389
Sure-fit brass drain (BDSF)	_____	\$32
Residential delivery with lift gate* (DELLG)	_____	\$454
*For program terms and conditions, see page iii.		

BASE PRICE (insert MSLP of base model selected in upper table)

+ \$ _____

OPTIONS SUB TOTAL

\$ _____

ORDER TOTAL

= \$ _____

For series features see section page.

ORDERING KEY

In the part number, "xx" means an option code must be inserted.

Cast Acrylic stock color (COLxx): ← **part number**

option code → White (WH)

Example: COLxx + WH = COLWH
Cast Acrylic stock color in White

Manufacturer reserves the right to discontinue models, colors, options and trim finishes without notice.

Customer Name: _____ Date: _____

Additional Information:

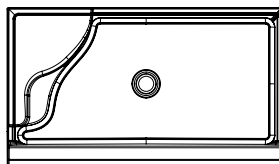


AQUATIC
The bath people

W6034APANB

60 x 34 x 23 inches

BASE TYPE	DRAIN	MODEL #	MSLP
<input type="checkbox"/> Left Seat Model	Center	W6034APANBL	\$1,139
<input type="checkbox"/> Right Seat Model	Center	W6034APANBR	\$1,139



SHOWER BASES

PRODUCT FEATURES

- Enhanced front profile
- Step guides for various wall finishes
- Extended tiling flange (3T)
- 1 seat (LH or RH).
- Seat height: 20 1/4"

OPTIONS (x = insert desired option code)	ENTER DESIRED OPTION CODE	MSLP
Cast acrylic stock color (COLxx): White (WH)	_____	No charge
Cast acrylic color upgrade (COLxx): Biscuit (BI)	_____	\$35
Cast acrylic premium color upgrade (COLUxx): Black (BK) Sterling Silver (ST)	_____	\$389
Sure-fit brass drain (BDSF)	_____	\$32
Residential delivery with lift gate* (DELLG)	_____	\$454
*For program terms and conditions, see page iii.		

BASE PRICE (insert MSLP of base model selected in upper table)

+ \$ _____

OPTIONS SUB TOTAL

\$ _____

ORDER TOTAL

= \$ _____

For series features see section page.

ORDERING KEY

In the part number, "xx" means an option code must be inserted.

Cast Acrylic stock color (COLxx): ← **part number**

option code → White (WH)

Example: COLxx + WH = COLWH
Cast Acrylic stock color in White

Customer Name: _____ Date: _____

Additional Information: _____

Manufacturer reserves the right to discontinue models, colors, options and trim finishes without notice.

SHOWER BASES

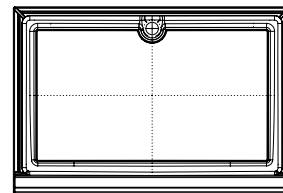
W7248MPAN

72 x 48 x 6 inches

PRODUCT FEATURES

- Enhanced front profile
- Step guides for various wall finishes
- Extended tiling flange (3T)

BASE TYPE	DRAIN	MODEL #	MSLP
<input type="checkbox"/> Shower Base	Center rear	W7248MPAN	\$1,850



OPTIONS (x = insert desired option code)	ENTER DESIRED OPTION CODE	MSLP
Cast acrylic stock color (COLxx): White (WH)	_____	No charge
Cast acrylic color upgrade (COLxx): Biscuit (BI)	_____	\$35
Cast acrylic premium color upgrade (COLUxx): Black (BK) Sterling Silver (ST)	_____	\$389
Sure-fit brass drain (BDSF)	_____	\$32
Residential delivery with lift gate* (DELLG)	_____	\$454
*For program terms and conditions, see page iii.		

BASE PRICE (insert MSLP of base model selected in upper table)

+ \$ _____

OPTIONS SUB TOTAL

\$ _____

ORDER TOTAL

= \$ _____

For series features see section page.

ORDERING KEY

In the part number, "xx" means an option code must be inserted.

Cast Acrylic stock color (COLxx): ← **part number**

option code → White (WH)

Example: COLxx + WH = COLWH
Cast Acrylic stock color in White

Manufacturer reserves the right to discontinue models, colors, options and trim finishes without notice.

Customer Name: _____ Date: _____

Additional Information:

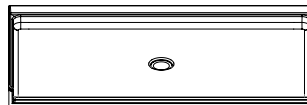


AQUATIC
The bath people

WF6032APAN

62 x 32 x 5 1/8 inches

BASE TYPE	DRAIN	MODEL #	MSLP
<input type="checkbox"/> Shower Base	Center	WF6032APAN	\$1,503



SHOWER BASES

PRODUCT FEATURES

- 3/4" skirt
- 1/2" interior threshold
- Level base

OPTIONS (x = insert desired option code)	ENTER DESIRED OPTION CODE	MSLP
Cast acrylic stock color (COLxx): White (WH)	_____	No charge
Cast acrylic color upgrade (COLxx): Biscuit (BI)	_____	\$35
Cast acrylic premium color upgrade (COLUxx): Black (BK) Sterling Silver (ST)	_____	\$389
Sure-fit brass drain (BDSF)	_____	\$32
Residential delivery with lift gate* (DELLG)	_____	\$454
*For program terms and conditions, see page iii.		

BASE PRICE (insert MSLP of base model selected in upper table)

+ \$ _____

OPTIONS SUB TOTAL

\$ _____

ORDER TOTAL

= \$ _____

For series features see section page.

ORDERING KEY

In the part number, "xx" means an option code must be inserted.

Cast Acrylic stock color (COLxx): ← **part number**

option code → White (WH)

Example: COLxx + WH = COLWH
Cast Acrylic stock color in White

Customer Name: _____ Date: _____

Additional Information:

Manufacturer reserves the right to discontinue models, colors, options and trim finishes without notice.

Everyday Premium Showers, Tub-Showers and Baths



STANDARD FEATURES *(all models)*

Baths

- Slip resistant, textured bottom
- AcrylX™ applied acrylic surface
- White or Biscuit
- Lifetime limited warranty

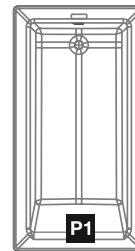
Showers and Tub-Showers

- 4-piece
- 8" x 16" tile pattern
- Large storage niche (2)
- Left or right hand drain
- Slip resistant, textured bottom
- AcrylX™ applied acrylic surface
- White only
- Lifetime limited warranty

EVERYDAY PREMIUM

W6032DMIN

60 x 32 x 19 inches



PRODUCT FEATURES

BASE MODEL	PKG. WT. LBS.	JETS	DRAIN	MODEL #	MSLP
<input type="checkbox"/> Soaker	56	0	Universal	W6032DMIN	\$1,169
<input type="checkbox"/> Whirlpool	96	6	Universal	W6032DMINWP	\$2,208

For series features see section page.

ILLUSTRATION KEY

P = Pump Location

OPTIONS (x = insert desired option code)	ENTER DESIRED OPTION CODE	MSLP
AcrylX™ stock color (COLxx): White (WH)	_____	No charge
AcrylX™ color upgrade (COLxx): Biscuit (BI)	_____	\$35
Cable drive waste & overflow, color-matched (CDxxxx): Biscuit (BICD) White (WHCD)	_____	\$201
Cable drive waste & overflow (CDxxxx): Chrome (CHCD) Oil Rubbed Bronze (OBCD) Polished Brass (BRCD) Brushed Nickel (SNCD)	_____	\$201

*For program terms and conditions, see page iii.

BASE PRICE (insert MSLP of base model selected in upper table)

+ \$ _____

OPTIONS SUB TOTAL

\$ _____

ORDER TOTAL

= \$ _____

ORDERING KEY

In the part number, "xx" means an option code must be inserted.

Cast Acrylic stock color (COLxx): ← **part number**

option code → White (WH)

Example: COLxx + WH = COLWH
Cast Acrylic stock color in White

Manufacturer reserves the right to discontinue models, colors, options and trim finishes without notice.

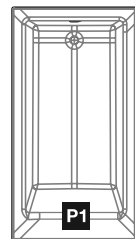
Customer Name: _____ Date: _____

Additional Information:

W6032SMIN

60 x 32 x 18 inches

BASE MODEL	PKG. WT. LBS.	JETS	DRAIN	MODEL #	MSLP
<input type="checkbox"/> Soaker	63	0	LH or RH	W6032SMIN	\$1,195
<input type="checkbox"/> Whirlpool	103	6	LH or RH	W6032SMINWP	\$2,234



OPTIONS (x = insert desired option code)	ENTER DESIRED OPTION CODE	MSLP
AcrylX™ stock color (COLxx): White (WH)	_____	No charge
AcrylX™ color upgrade (COLxx): Biscuit (BI)	_____	\$35
Drain location (DLXX): Right Hand (RH) Left Hand (LH)	_____	No charge
Cable drive waste & overflow, color-matched (CDxxxx): Biscuit (BICD) White (WHCD)	_____	\$201
Cable drive waste & overflow (CDxxxx): Chrome (CHCD) Oil Rubbed Bronze (OBCD) Polished Brass (BRCD) Brushed Nickel (SNCD)	_____	\$201

*For program terms and conditions, see page iii.

BASE PRICE (insert MSLP of base model selected in upper table)

+ \$ _____

OPTIONS SUB TOTAL

\$ _____

ORDER TOTAL

= \$ _____

Customer Name: _____ Date: _____

Additional Information: _____

**AQUATIC**

The bath people

EVERYDAY PREMIUM**PRODUCT FEATURES**

- Flat-front integral skirt
- Toiletry storage deck

For series features see section page. section page.

ILLUSTRATION KEY**P** = Pump Location**ORDERING KEY**

In the part number, "xx" means an option code must be inserted.

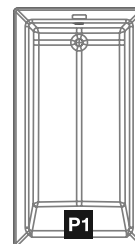
Cast Acrylic stock color (COLxx): ← **part number****option code** → White (WH)**Example:** COLxx + WH = COLWH
Cast Acrylic stock color in White

Manufacturer reserves the right to discontinue models, colors, options and trim finishes without notice.

EVERYDAY PREMIUM

W6036DMIN

60 x 36 x 19 inches



PRODUCT FEATURES

BASE MODEL	PKG. WT. LBS.	JETS	DRAIN	MODEL #	MSLP
<input type="checkbox"/> Soaker	64	0	Universal	W6036DMIN	\$1,227
<input type="checkbox"/> Whirlpool	104	6	Universal	W6036DMINWP	\$2,266

For series features see section page.

ILLUSTRATION KEY

P = Pump Location

OPTIONS (x = insert desired option code)	ENTER DESIRED OPTION CODE	MSLP
AcrylX™ stock color (COLxx): White (WH)	_____	No charge
AcrylX™ color upgrade (COLxx): Biscuit (BI)	_____	\$35
Cable drive waste & overflow, color-matched (CDxxxx): Biscuit (BICD) White (WHCD)	_____	\$201
Cable drive waste & overflow (CDxxxx): Chrome (CHCD) Oil Rubbed Bronze (OBCD) Polished Brass (BRCD) Brushed Nickel (SNCD)	_____	\$201

*For program terms and conditions, see page iii.

BASE PRICE (insert MSLP of base model selected in upper table)

+ \$ _____

OPTIONS SUB TOTAL

\$ _____

ORDER TOTAL

= \$ _____

ORDERING KEY

In the part number, "xx" means an option code must be inserted.

Cast Acrylic stock color (COLxx): ← **part number**

option code → White (WH)

Example: COLxx + WH = COLWH
Cast Acrylic stock color in White

Manufacturer reserves the right to discontinue models, colors, options and trim finishes without notice.

Customer Name: _____ Date: _____

Additional Information:

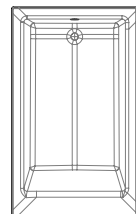


AQUATIC
The bath people

W6036SMIN

60 x 36 x 18 inches

BASE MODEL	PKG. WT. LBS.	JETS	DRAIN	MODEL #	MSLP
<input type="checkbox"/> Soaker	74	0	LH or RH	W6036SMIN	\$1,227
<input type="checkbox"/> Whirlpool	114	6	LH or RH	W6036SMINWP	\$2,266



EVERYDAY PREMIUM

PRODUCT FEATURES

- Flat-front integral skirt
- Toiletry storage deck

OPTIONS (x = insert desired option code)	ENTER DESIRED OPTION CODE	MSLP
AcrylX™ stock color (COLxx): White (WH)	_____	No charge
AcrylX™ color upgrade (COLxx): Biscuit (BI)	_____	\$35
Drain location (DLXX): Right Hand (RH) Left Hand (LH)	_____	No charge
Cable drive waste & overflow, color-matched (CDxxxx): Biscuit (BICD) White (WHCD)	_____	\$201
Cable drive waste & overflow (CDxxxx):		
Chrome (CHCD) Oil Rubbed Bronze (OBCD) Polished Brass (BRCD) Brushed Nickel (SNCD)	_____	\$201

*For program terms and conditions, see page iii.

BASE PRICE (insert MSLP of base model selected in upper table)

+ \$ _____

OPTIONS SUB TOTAL

\$ _____

ORDER TOTAL

= \$ _____

For series features see section page. section page.

ILLUSTRATION KEY

P = Pump Location

ORDERING KEY

In the part number, "xx" means an option code must be inserted.

Cast Acrylic stock color (COLxx): ← **part number**

option code → White (WH)

Example: COLxx + WH = COLWH
Cast Acrylic stock color in White

Customer Name: _____ Date: _____

Additional Information:

Manufacturer reserves the right to discontinue models, colors, options and trim finishes without notice.


EVERYDAY PREMIUM

W6042DMIN

60 x 42 x 19 inches

PRODUCT FEATURES

BASE MODEL	PKG. WT. LBS.	JETS	DRAIN	MODEL #	MSLP
<input type="checkbox"/> Soaker	71	0	Universal	W6042DMIN	\$1,273
<input type="checkbox"/> Whirlpool	111	6	Universal	W6042DMINWP	\$2,312



For series features see section page.

ILLUSTRATION KEY

P = Pump Location

OPTIONS (x = insert desired option code)	ENTER DESIRED OPTION CODE	MSLP
AcrylX™ stock color (COLxx): White (WH)	_____	No charge
AcrylX™ color upgrade (COLxx): Biscuit (BI)	_____	\$35
Cable drive waste & overflow, color-matched (CDxxxx): Biscuit (BICD) White (WHCD)	_____	\$201
Cable drive waste & overflow (CDxxxx): Chrome (CHCD) Oil Rubbed Bronze (OBCD) Polished Brass (BRCD) Brushed Nickel (SNCD)	_____	\$201

*For program terms and conditions, see page iii.

BASE PRICE (insert MSLP of base model selected in upper table)

+ \$ _____

OPTIONS SUB TOTAL

\$ _____

ORDER TOTAL

= \$ _____

ORDERING KEY

In the part number, "xx" means an option code must be inserted.

Cast Acrylic stock color (COLxx): ← **part number**

option code → White (WH)

Example: COLxx + WH = COLWH
Cast Acrylic stock color in White

Manufacturer reserves the right to discontinue models, colors, options and trim finishes without notice.

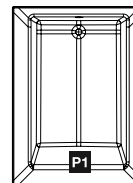
Customer Name: _____ Date: _____

Additional Information:

W6042SMIN

60 x 42 x 18 inches

BASE MODEL	PKG. WT. LBS.	JETS	DRAIN	MODEL #	MSLP
<input type="checkbox"/> Soaker	77	0	LH or RH	W6042SMIN	\$1,242
<input type="checkbox"/> Whirlpool	117	6	LH or RH	W6042SMINWP	\$2,281



EVERYDAY PREMIUM

PRODUCT FEATURES

- Flat-front integral skirt
- Toiletry storage deck

For series features see section page. section page.

ILLUSTRATION KEY

P = Pump Location

OPTIONS (x = insert desired option code)	ENTER DESIRED OPTION CODE	MSLP
AcrylX™ stock color (COLxx): White (WH)	_____	No charge
AcrylX™ color upgrade (COLxx): Biscuit (BI)	_____	\$35
Drain location (DLXX): Right Hand (RH) Left Hand (LH)	_____	No charge
Cable drive waste & overflow, color-matched (CDxxxx): Biscuit (BICD) White (WHCD)	_____	\$201
Cable drive waste & overflow (CDxxxx):		
Chrome (CHCD) Oil Rubbed Bronze (OBCD) Polished Brass (BRCD) Brushed Nickel (SNCD)	_____	\$201

*For program terms and conditions, see page iii.

BASE PRICE (insert MSLP of base model selected in upper table)

+ \$ _____

OPTIONS SUB TOTAL

\$ _____

ORDER TOTAL

= \$ _____

Customer Name: _____ Date: _____

Additional Information:

ORDERING KEY

In the part number, "xx" means an option code must be inserted.

Cast Acrylic stock color (COLxx): ← **part number**
option code → White (WH)

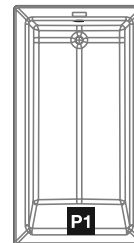
Example: COLxx + WH = COLWH
Cast Acrylic stock color in White

Manufacturer reserves the right to discontinue models, colors, options and trim finishes without notice.

EVERYDAY PREMIUM

W6636DMIN

66 x 36 x 19 inches



PRODUCT FEATURES

BASE MODEL	PKG. WT. LBS.	JETS	DRAIN	MODEL #	MSLP
<input type="checkbox"/> Soaker	69	0	Universal	W6636DMIN	\$1,289
<input type="checkbox"/> Whirlpool	109	6	Universal	W6636DMINWP	\$2,328

OPTIONS (x = insert desired option code)	ENTER DESIRED OPTION CODE	MSLP
AcrylX™ stock color (COLxx): White (WH)	_____	No charge
AcrylX™ color upgrade (COLxx): Biscuit (BI)	_____	\$35
Cable drive waste & overflow, color-matched (CDxxxx): Biscuit (BICD) White (WHCD)	_____	\$201
Cable drive waste & overflow (CDxxxx): Chrome (CHCD) Oil Rubbed Bronze (OBCD) Polished Brass (BRCD) Brushed Nickel (SNCD)	_____	\$201

*For program terms and conditions, see page iii.

BASE PRICE (insert MSLP of base model selected in upper table)

+ \$ _____

OPTIONS SUB TOTAL

\$ _____

ORDER TOTAL

= \$ _____

For series features see section page.

ILLUSTRATION KEY

P = Pump Location

ORDERING KEY

In the part number, "xx" means an option code must be inserted.

Cast Acrylic stock color (COLxx): ← **part number**

option code → White (WH)

Example: COLxx + WH = COLWH
Cast Acrylic stock color in White

Manufacturer reserves the right to discontinue models, colors, options and trim finishes without notice.

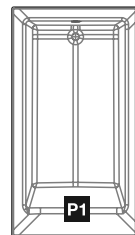
Customer Name: _____ Date: _____

Additional Information:

W6636SMIN

66 x 36 x 18 inches

BASE MODEL	PKG. WT. LBS.	JETS	DRAIN	MODEL #	MSLP
<input type="checkbox"/> Soaker	78	0	LH or RH	W6636SMIN	\$1,346
<input type="checkbox"/> Whirlpool	118	6	LH or RH	W6636SMINWP	\$2,385



OPTIONS (x = insert desired option code)	ENTER DESIRED OPTION CODE	MSLP
AcrylX™ stock color (COLxx): White (WH)	_____	No charge
AcrylX™ color upgrade (COLxx): Biscuit (BI)	_____	\$35
Drain location (DLXX): Right Hand (RH) Left Hand (LH)	_____	No charge
Cable drive waste & overflow, color-matched (CDxxxx): Biscuit (BICD) White (WHCD)	_____	\$201
Cable drive waste & overflow (CDxxxx):		
Chrome (CHCD) Oil Rubbed Bronze (OBCD) Polished Brass (BRCD) Brushed Nickel (SNCD)	_____	\$201

*For program terms and conditions, see page iii.

BASE PRICE (insert MSLP of base model selected in upper table)

+ \$ _____

OPTIONS SUB TOTAL

\$ _____

ORDER TOTAL

= \$ _____

EVERYDAY PREMIUM

PRODUCT FEATURES

- Flat-front integral skirt
- Toiletry storage deck

For series features see section page. section page.

ILLUSTRATION KEY

P = Pump Location

ORDERING KEY

In the part number, "xx" means an option code must be inserted.

Cast Acrylic stock color (COLxx): ← **part number****option code** → White (WH)

Example: COLxx + WH = COLWH
 Cast Acrylic stock color in White

Manufacturer reserves the right to
 discontinue models, colors, options
 and trim finishes without notice.

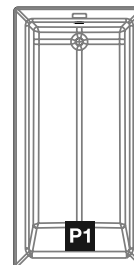
Customer Name: _____ Date: _____

Additional Information: _____

EVERYDAY PREMIUM

W7236DMIN

72 x 36 x 19 inches



PRODUCT FEATURES

BASE MODEL	PKG. WT. LBS.	JETS	DRAIN	MODEL #	MSLP
<input type="checkbox"/> Soaker	71	0	Universal	W7236DMIN	\$1,351
<input type="checkbox"/> Whirlpool	155	6	Universal	W7236DMINWP	\$2,390

For series features see section page.

ILLUSTRATION KEY

P = Pump Location

OPTIONS (x = insert desired option code)	ENTER DESIRED OPTION CODE	MSLP
AcrylX™ stock color (COLxx): White (WH)	_____	No charge
AcrylX™ color upgrade (COLxx): Biscuit (BI)	_____	\$35
Cable drive waste & overflow, color-matched (CDxxxx): Biscuit (BICD) White (WHCD)	_____	\$201
Cable drive waste & overflow (CDxxxx): Chrome (CHCD) Oil Rubbed Bronze (OBCD) Polished Brass (BRCD) Brushed Nickel (SNCD)	_____	\$201

*For program terms and conditions, see page iii.

BASE PRICE (insert MSLP of base model selected in upper table)

+ \$ _____

OPTIONS SUB TOTAL

\$ _____

ORDER TOTAL

= \$ _____

ORDERING KEY

In the part number, "xx" means an option code must be inserted.

Cast Acrylic stock color (COLxx): ← **part number**

option code → White (WH)

Example: COLxx + WH = COLWH
Cast Acrylic stock color in White

Manufacturer reserves the right to discontinue models, colors, options and trim finishes without notice.

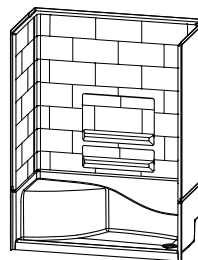
Customer Name: _____ Date: _____

Additional Information:

W160304PST

60 x 30 x 76 inches

BASE MODEL	PKG. WT. LBS.	DRAIN	MODEL #	MSLP
<input type="checkbox"/> Shower	170	LH or RH	W160304PST	\$1,850



OPTIONS (x = insert desired option code)	ENTER DESIRED OPTION CODE	MSLP
Drain location (DLXX): Right Hand (RH) Left Hand (LH); seat is opposite drain	_____	No charge
Sure-fit brass drain (BDSF)	_____	\$32
Residential delivery with lift gate	_____	\$454

*For program terms and conditions, see page iii.

BASE PRICE (insert MSLP of base model selected in upper table)

+ \$ _____

OPTIONS SUB TOTAL

\$ _____

ORDER TOTAL

= \$ _____

Customer Name: _____ Date: _____

Additional Information: _____



AQUATIC
The bath people

EVERYDAY PREMIUM

PRODUCT FEATURES

- Integral corner seat (opposite drain)
- Low, 3" threshold

For series features see section page. section page.

ILLUSTRATION KEY

P = Pump Location

ORDERING KEY

In the part number, "xx" means an option code must be inserted.

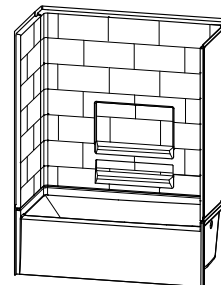
Cast Acrylic stock color (COLxx): ← **part number****option code** → White (WH)

Example: COLxx + WH = COLWH
Cast Acrylic stock color in White

Manufacturer reserves the right to
discontinue models, colors, options
and trim finishes without notice.

W260304PST

60 x 30 x 76 inches



EVERYDAY PREMIUM

PRODUCT FEATURES

- Integral 18" flat front skirt

BASE MODEL	PKG. WT. LBS.	DRAIN	MODEL #	MSLP
<input type="checkbox"/> Tub-shower	170	LH or RH	W260304PST	\$1,883

OPTIONS (x = insert desired option code)	ENTER DESIRED OPTION CODE	MSLP
Drain location (DLXX): Right Hand (RH) Left Hand (LH)	_____	No charge
Cable drive waste & overflow, color-matched (CDxxxx): White (WHCD)	_____	\$201
Cable drive waste & overflow (CDxxxx): Chrome (CHCD) Oil Rubbed Bronze (OBCD) Polished Brass (BRCD) Brushed Nickel (SNCD)	_____	\$201
Residential delivery with lift gate	_____	\$454

*For program terms and conditions, see page iii.

BASE PRICE (insert MSLP of base model selected in upper table)

+ \$ _____

OPTIONS SUB TOTAL

\$ _____

ORDER TOTAL

= \$ _____

ILLUSTRATION KEY

P = Pump Location

ORDERING KEY

In the part number, "xx" means an option code must be inserted.

Cast Acrylic stock color (COLxx): ← **part number**

option code → White (WH)

Example: COLxx + WH = COLWH
Cast Acrylic stock color in White
























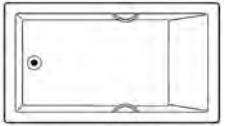






Manufacturer reserves the right to discontinue models, colors, options and trim finishes without notice.

Customer Name: _____ Date: _____

Additional Information:

HYDROTHERAPY OPTIONS

*To view colors/finishes, see downloads section on aquaticbath.com

Option	Description	Image
Color Options		
Stock Colors (COLxx)		 White (WH)
Upgraded Color (COLxx)		 Biscuit (BI)
Premium Colors (COLxx)		  Black (BK) Sterling Silver (ST)
Finishes		
Color-matched Jet Finishes		    White (WH) Biscuit (BI) Sterling Silver (ST) Black (BK)
Metallic Jet Finishes (MTxx)		   Brushed Nickel (SN) Chrome (CH) Polished Brass (BR)
Claw Feet Finishes (FTxx)	Standard on select Serenity models	     Brushed Nickel (SN) Chrome (CH) Oil Rubbed Bronze (OB) Polished Brass (PB) White (WH)
Bolt-on Grab Bars		
1-bar (BOGBxx1)	Installed opposite drain on center drain models. See drawing.	       Brushed Nickel (SN) Chrome (SS) Oil-Rubbed Bronze (OB) Polished Brass (PB) White (WH) Biscuit (BI)
2-bar (BOGBxx2)	Installed on opposing sides of bathing well on end drain models. See drawing.	       Brushed Nickel (SN) Chrome (SS) Oil-Rubbed Bronze (OB) Polished Brass (PB) White (WH) Biscuit (BI)

*To view colors/finishes, see downloads section on aquaticbath.com

Option	Description	Image
--------	-------------	-------

Pillows

Magnetic Pillows (1 or 2)
(MPxxxxx)

Standard on Millennium and Infinity models



Skirt Options (Color Matched)

Flat Skirt (SKPxx)

Available on Estate and Serenity



Skirt with One Removable Panel (xxACSK)

Available on Builders' Choice



Removable Access Panels (2)

Standard on select integrally skirted whirlpools, air baths and combination systems



60" 66" 72"
(60) (66) (72)

Deck Options

Integral Tile Flange (1Fxx)



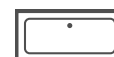
ABS Tile Flange (AFxx)



2T (Corner)

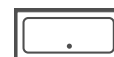


3T (Alcove)



Left Tile (LT)

Back Tile (BT)



Right Tile (RT)

Front Tile (FT)

























1-inch Low Profile Deck
(LPD1)

Available on select Serenity models



HYDROTHERAPY OPTIONS

*To view colors/finishes, see downloads section on aquaticbath.com

Option	Description	Image
Inline Heater		
(HTH1)	Available on whirlpool models; standard on combination models	
Fast-Fill Waterfall Spout		
(SPWFS)	Available on select Millennium and Infinity models	
Waste & Overflow Kits		
Cable Drive (CDxxCD)	Available on all hydrotherapy series (Except Builders' Choice AcrylX™ Freestanding)	  <div>  Chrome (CH)  Biscuit (BI)  White (WH) </div> <div>  Oil Rubbed Bronze (OB)  Polished Brass (BR)  Brushed Nickel (SN) </div>
Freestanding (FDxxCD)	Available on Serenity freestanding models	  <div>  Chrome (CH)  White (WH) </div> <div>  Oil Rubbed Bronze (OB)  Polished Brass (BR)  Brushed Nickel (SN) </div>
Linear (LDxxLO)	Available on select Serenity models	  <div>  Chrome (CH)  Biscuit (BI)  White (WH) </div> <div>  Oil Rubbed Bronze (OB)  Brushed Nickel (SN) </div>

Option	Description	Image
--------	-------------	-------

Waste & Overflow Kits

Builders' Choice Freestanding (FDD1xx)

Available on Builders' Choice AcrylX™ Freestanding



Chrome (CH)



Brushed Nickel (BN)

* See website for color representation

Cable Operated (FDD2xx)

Available on Builders' Choice AcrylX™ Freestanding



Chrome (CH)



Brushed Nickel (BN)



White (WH)

* See website for color representation

Brass Flexible for High-Rise Construction (FDD3xx)

Available on Builders' Choice AcrylX™ Freestanding



Chrome (CH)



Brushed Nickel (BN)

* See website for color representation

Builders' Choice Linear (OFL)

Available on Builders' Choice AcrylX™ Freestanding



Chrome



Brushed Nickel



Dark Bronze

* See website for color representation

Kit includes all three finishes

F2 Drain Kits

PVC F2 Drain Kit

Option — Sold with product (F2PV)

Available on Builders' Choice AcrylX™ Freestanding

Accessory — Sold separately (10034341) \$133

Ordering in advance allows for pre-plumbing on jobsite



ABS F2 Drain Kit

Option — Sold with product (F2AB)

Available on Builders' Choice AcrylX™ Freestanding

Accessory — Sold separately (10032747) \$133

Ordering in advance allows for pre-plumbing on jobsite



MODEL #	PRICE	PAGE
Alydar I	-	82
Alydar II	-	83
Ariel I	-	84
Ariel II	-	85
Ariel III	-	86
Arya 6636CF	\$2,315	87
Ascot I	-	88
Ascot II	-	89
Ascot III	-	90
Bayport 6032	-	34
Bayport 6636	-	35
Bayport 7236	-	36
Belmont I	-	91
Belmont II	-	92
Cariani	-	93
Carrington 6638CF	-	37
Carrington 7240C	-	38
Carrington 7240CF	-	39
Castaway	-	16
Cavalcade	-	94
Clara 6032CF	-	114
Clara 6636CF	-	115
Clearwater	-	17
Clearwater Jr.	-	18
Cooper 30	-	95
Cooper 32	-	96
Curve 6036	-	40
Curve 6636	-	41
Curve 7236C	-	42
Cyrus 6042CF	-	116
Cyrus 6636CF	-	117
Davenport	-	97
Daytona	-	19
Del Ray	-	20
Delilah 6638CF	-	43
Delilah 7240CF	-	44
Derby	-	98
Dossi 30	-	99
Dossi 32	-	100
Effie 6032CF	-	118
Effie 6636CF	-	119
Ellis 6030S	-	45
Ellis 6032	-	46
Ellis 6032S	-	47
Ellis 7232	-	48
Finn 6032F	-	120
Fiona 7239CF	-	49
Friday 7036C	-	50

MODEL #	PRICE	PAGE
Fullerton 7042C	-	51
Grace 6032F	-	52
Grace 6634F	-	53
Hanna 7240C	-	54
Hanna 7240CF	-	55
Hialeah II	-	101
Infinity 2	-	8
Infinity 4	-	9
Infinity 5	-	10
Infinity 6	-	11
Infinity 7	-	12
Infinity 9	-	13
Jackson 7242C	-	56
Laguna	-	21
Marla 6634	-	57
Marla 6938	-	58
Marratta	-	102
Millennium 10	-	5
Millennium 7	-	2
Millennium 8	-	3
Millennium 9	-	4
Montrose I	-	103
Montrose II	-	104
Morandi	-	105
Motif 7242C	-	59
Novelli	-	106
Olive 6643C	-	60
Olive 7444C	-	61
Pagosa Motif	-	22
Point Arena	-	23
Point Reyes	-	24
Point Reyes Jr.	-	25
Portland 6060	-	62
Preakness	-	107
Reina 6038	-	63
Reina 7240	-	64
Riviera Motif	-	26
Rockaway 6042	-	65
San Simeon	-	27
Santa Clara	-	28
Santa Cruz	-	29
Soco 6036	-	66
Soco 6632	-	67
Soco 6636	-	68
Soco 6636C	-	69
Soco 6636CF	-	70
Soco 6636F	-	71
Soco 6642	-	72

MODEL #	PRICE	PAGE
Soco 7236	-	73
Soco 7242	-	74
Soco 7242C	-	75
Soco 7242CF	-	76
Soco 7242F	-	77
South Padre	-	30
Starla	-	108
Sunset	-	31
Universal Oval	-	32
Vecelli	-	109
Velencia 1.5	-	110
Vincenzo Q	-	111
Violet 7239F	-	78
W10AIR7240	\$7,224	44
W10AIR7240TO	\$6,717	44
W10MIL8248	\$19,261	5
W11AIR7240P	\$7,224	39
W11AIR7240PTO	\$6,716	39
W12AIR7240	\$4,642	38
W12AIR7240HS	\$3,557	38
W12AIR7240TO	\$2,374	38
W13AIR6638F	\$6,505	37
W13AIR6638FTO	\$6,055	37
W14AIR7240	\$4,649	64
W14AIR7240HS	\$3,191	64
W14AIR7240TO	\$2,031	64
W15AIR6038	\$4,160	63
W15AIR6038HS	\$3,030	63
W15AIR6038TO	\$1,719	63
W160304PST	\$1,850	155
W16AIR7036	\$4,649	50
W16AIR7036HS	\$3,557	50
W16AIR7036TO	\$2,374	50
W17AIR7240F	\$7,224	55
W17AIR7240FTO	\$6,717	55
W18AIR7242	\$4,642	74
W18AIR7242DB	\$5,836	74
W18AIR7242HS	\$3,557	74
W18AIR7242TO	\$2,145	74
W19AIR6636	\$3,987	68
W19AIR6636DB	\$5,564	68
W19AIR6636HS	\$3,275	68
W19AIR6636TO	\$2,102	68
W1AIR7242	\$4,660	56
W1AIR7242DB	\$5,661	56
W1AIR7242HS	\$3,371	56
W1AIR7242TO	\$2,085	56
W1AX6032FTO	\$1,937	114

MODEL #	PRICE	PAGE
W1AX6636FTO	\$2,323	115
W20AIR7240	\$4,642	54
W20AIR7240DB	\$5,836	54
W20AIR7240HS	\$3,557	54
W20AIR7240TO	\$2,374	54
W21AIR7242C	\$4,642	75
W21AIR7242CDB	\$5,836	75
W21AIR7242CHS	\$3,557	75
W21AIR7242CTO	\$2,374	75
W21LUX7042	\$6,049	32
W22AIR6636C	\$3,987	69
W22AIR6636CDB	\$5,564	69
W22AIR6636CHS	\$3,275	69
W22AIR6636CTO	\$2,102	69
W22LUX6636	\$5,912	30
W23AIR7242FTO	\$6,717	77
W2460360	\$1,454	97
W2460360A	\$2,438	97
W2460361	\$2,284	97
W24AIR6636FTO	\$5,764	71
W24LUX6060	\$6,601	23
W25AIR7242CF	\$7,228	76
W25AIR7242CFTO	\$6,717	76
W25LUX7240	\$6,049	24
W260304PST	\$1,883	156
W26AIR6636CF	\$6,201	70
W26AIR6636CFTO	\$5,764	70
W26LUX7242	\$6,049	17
W27LUX6032	\$5,644	21
W2860420	\$1,494	84
W2860420A	\$2,860	84
W2860421	\$2,707	84
W28AIR7242	\$4,700	59
W28AIR7242DB	\$5,751	59
W28AIR7242HS	\$3,272	59
W28AIR7242TO	\$2,289	59
W28LUX7236	\$6,049	19
W29LUX6038	\$5,773	27
W2AIR7042	\$4,660	51
W2AIR7042DB	\$5,764	51
W2AIR7042HS	\$3,486	51
W2AIR7042TO	\$2,188	51
W2AX6032FTO	\$1,727	120
W2INF7135A	\$8,603	8
W30LUX6036	\$5,773	31
W3172620	\$1,600	86
W3172620A	\$3,104	86
W3172621	\$2,982	86

MODEL #	PRICE	PAGE
W31LUX6636ISL	\$6,439	29
W31LUX6636ISR	\$6,439	29
W32LUX6032ISL	\$6,073	28
W32LUX6032ISR	\$6,073	28
W3366420	\$1,561	85
W3366420A	\$2,900	85
W3366421	\$2,779	85
W33LUX7242	\$6,236	26
W34AIR6632	\$4,142	67
W34AIR6632DB	\$5,647	67
W34AIR6632HS	\$3,275	67
W34AIR6632TO	\$2,187	67
W35AIR6036	\$3,962	66
W35AIR6036DB	\$5,308	66
W35AIR6036HS	\$3,101	66
W35AIR6036TO	\$1,847	66
W35LUX6642	\$6,049	22
W3636ANE0	\$927	130
W3636APANB	\$885	131
W3642APAN	\$885	132
W36AIR6642	\$4,194	72
W36AIR6642DB	\$5,647	72
W36AIR6642HS	\$3,319	72
W36AIR6642TO	\$2,187	72
W3760620	\$1,328	98
W3760620A	\$2,485	98
W3760621	\$1,874	98
W37AIR6638	\$6,201	43
W37AIR6638TO	\$5,764	43
W3838ANE0B	\$927	133
W3860620	\$1,985	94
W3860620A	\$3,195	94
W3860621	\$2,890	94
W38AIR7236	\$4,642	73
W38AIR7236DB	\$5,836	73
W38AIR7236HS	\$3,557	73
W38AIR7236TO	\$2,374	73
W3960620	\$1,494	91
W3960620A	\$2,501	91
W3960621	\$2,348	91
W3AIR7236	\$4,214	36
W3AIR7236DB	\$5,564	36
W3AIR7236HS	\$3,275	36
W3AIR7236TO	\$2,102	36
W3AX6042FTO	\$2,072	116
W3AX6636FTO	\$2,072	117
W4072620	\$1,600	92
W4072620A	\$2,800	92

MODEL #	PRICE	PAGE
W4072621	\$2,567	92
W4160620	\$1,327	103
W4160620A	\$2,458	103
W4160621	\$2,288	103
W4236APANB	\$984	134
W4242APANB	\$1,000	135
W4272620	\$1,385	104
W4272620A	\$2,588	104
W4272621	\$2,414	104
W4360530	\$1,349	88
W4360531	\$2,284	88
W4466530	\$1,393	89
W4466531	\$2,348	89
W4572530	\$1,405	90
W4572531	\$2,414	90
W4834APANB	\$1,021	136
W48AIR6030	\$4,054	45
W48AIR6030DB	\$5,221	45
W48AIR6030HS	\$2,953	45
W48AIR6030TO	\$1,752	45
W49AIR6032	\$4,111	47
W49AIR6032DB	\$5,221	47
W49AIR6032HS	\$3,010	47
W49AIR6032TO	\$1,809	47
W4AIR6032	\$3,851	34
W4AIR6032DB	\$5,154	34
W4AIR6032HS	\$2,792	34
W4AIR6032TO	\$1,692	34
W4AX6032FTO	\$1,937	118
W4AX6636FTO	\$2,323	119
W4INF6060A	\$9,606	9
W50AIR6032	\$4,067	46
W50AIR6032DB	\$5,235	46
W50AIR6032HS	\$2,928	46
W50AIR6032TO	\$1,813	46
W51AIR7232	\$4,467	48
W51AIR7232DB	\$5,502	48
W51AIR7232HS	\$3,214	48
W51AIR7232TO	\$2,041	48
W52AIR6036	\$4,165	40
W52AIR6036DB	\$5,441	40
W52AIR6036HS	\$3,142	40
W52AIR6036TO	\$1,889	40
W53AIR6636	\$4,350	41
W53AIR6636DB	\$5,647	41
W53AIR6636HS	\$3,296	41
W53AIR6636TO	\$2,018	41
W54AIR7236	\$4,642	42

MODEL #	PRICE	PAGE
W54AIR7236DB	\$5,742	42
W54AIR7236HS	\$3,324	42
W54AIR7236TO	\$2,187	42
W55AIR6334	\$4,367	57
W55AIR6334DB	\$5,574	57
W55AIR6334HS	\$3,182	57
W55AIR6334TO	\$1,932	57
W5660620	\$1,529	82
W5660620A	\$2,588	82
W5660621	\$2,476	82
W56AIR6938	\$4,881	58
W56AIR6938DB	\$5,836	58
W56AIR6938HS	\$3,351	58
W56AIR6938TO	\$2,374	58
W5772620	\$1,723	83
W5772620A	\$2,847	83
W5772621	\$2,695	83
W586636FTO	\$2,315	87
W5AIR6636	\$3,987	35
W5AIR6636DB	\$5,564	35
W5AIR6636HS	\$3,287	35
W5AIR6636TO	\$1,805	35
W5INF7248A	\$9,606	10
W6030ABL/R	\$1,035	137
W6032ABL/R	\$1,048	138
W6032APANL/R	\$1,195	139
W6032D	\$3,790	21
W6032DMIN	\$1,169	146
W6032DMINWP	\$2,208	146
W6032ISL	\$4,219	28
W6032ISR	\$4,219	28
W6032SMIN	\$1,195	147
W6032SMINWP	\$2,234	147
W6034APAN	\$1,060	140
W6034APANB	\$1,139	141
W6036DMIN	\$1,227	148
W6036DMINWP	\$2,266	148
W6036R	\$4,174	31
W6036SMIN	\$1,227	149
W6036SMINWP	\$2,266	149
W6038O	\$4,007	27
W6042DMIN	\$1,273	150
W6042DMINWP	\$2,312	150
W6042SMIN	\$1,242	151
W6042SMINWP	\$2,281	151
W6060DC	\$5,047	23
W6472620	\$1,667	101
W6472621	\$2,975	101

MODEL #	PRICE	PAGE
W6636DMIN	\$1,289	152
W6636DMINWP	\$2,328	152
W6636ISL	\$4,816	29
W6636ISR	\$4,816	29
W6636R	\$4,276	30
W6636SMIN	\$1,346	153
W6636SMINWP	\$2,385	153
W6640O	\$4,591	25
W6642M	\$4,378	22
W6642R	\$4,328	18
W6960600Q	\$1,520	96
W6960601Q	\$2,924	96
W6AIR6060	\$4,880	62
W6AIR6060DB	\$6,342	62
W6AIR6060HS	\$4,058	62
W6AIR6060TO	\$2,422	62
W6INF7244A	\$9,606	11
W7160620	\$1,324	99
W7236CL	\$4,399	16
W7236DMIN	\$1,351	154
W7236DMINWP	\$2,390	154
W7236R	\$4,276	19
W7240R	\$4,591	24
W7242M	\$4,449	26
W7242R	\$4,328	17
W7242RUO	\$4,667	32
W7248MPAN	\$1,850	142
W7248R	\$4,681	20
W7260420	\$1,711	102
W7260420A	\$2,998	102
W7260421	\$2,822	102
W7460620	\$1,324	100
W7460620A	\$2,575	100
W7460621	\$2,434	100
W7660620	\$1,515	106
W7660620A	\$2,800	106
W7660621	\$2,627	106
W7872620	\$1,699	109
W7872620A	\$2,998	109
W7872621	\$2,797	109
W7AIR6042	\$4,432	65
W7AIR6042DB	\$5,495	65
W7AIR6042HS	\$3,216	65
W7AIR6042TO	\$2,033	65
W7INF7242A	\$9,011	12
W7MIL7257	\$19,261	2
W8072620	\$1,795	93
W8072620A	\$3,121	93

MODEL #	PRICE	PAGE
W8072621	\$2,896	93
W8260620	\$2,350	105
W8260621	\$3,375	105
W8460600	\$1,390	108
W8460600A	\$2,747	108
W8460601	\$2,594	108
W8666620	\$1,494	110
W8666621	\$2,348	110
W8AIR6643	\$4,160	60
W8AIR6643HS	\$3,017	60
W8AIR6643TO	\$1,833	60
W8MIL7272	\$19,261	3
W9460600Q	\$1,502	95
W9460601Q	\$2,905	95
W9560620	\$1,985	107
W9560620A	\$3,295	107
W9560621	\$2,914	107
W9866600Q	\$1,616	111
W9866601Q	\$2,777	111
W9AIR7444	\$4,642	61
W9AIR7444HS	\$3,557	61
W9AIR7444TO	\$2,145	61
W9INF6636A	\$8,603	13
W9MIL7700	\$19,261	4
WE1480	\$2,326	122
WE148L/R	\$2,375	122
WE1600	\$2,499	124
WE1602	\$2,655	124
WE160L/R	\$2,557	124
WE260	\$2,456	126
WE260S	\$2,456	127
WF6032APAN	\$1,503	143
Winnie 5430F	\$5,051	79
WM1480	\$2,507	123
WM148L/R	\$2,562	123
WM1600	\$2,593	125
WM1602	\$2,764	125
WM160L/R	\$2,660	125
WM260	\$2,644	128
WY5417TO	\$5,051	79
WY6017TO	\$5,234	52
WY6617TO	\$5,415	53
WY6717PTO	\$5,745	78
WY6717TO	\$5,935	49

DIMENSION	MODEL NAME	PAGE
54" BATHS		
54 ¾ x 30 x 24 ½	Winnie 5430F	79
57" BATHS		
57 x 38 x 24	Starla	108
59" BATHS		
59 x 35 ½ x 21 ¼	Davenport	97
59 ¼ x 59 ¼ x 24 ½	Portland 6060	62
59 ¾ x 35 ¾ x 23 ½	Sunset	31
59 ½ x 31 ½ x 23	Laguna	21
59 ½ x 32 x 23	Bayport 6032	34
59 ½ x 41 ¾ x 23	Rockaway 6042	65
59 ½ x 59 ½ x 21 ½	Preakness	107
59 ¾ x 36 x 24	Soco 6036	66
60" BATHS		
60 x 30 x 22 ¾	Ellis 6032S	47
60 x 30 x 24 ¼	Cooper 30	95
60 x 31 ¼ x 20 ¼	Dossi 30	99
60 x 31 ½ x 30 ¼	Grace 6032F	52
60 x 32 x 18	W6032SMIN	147
60 x 32 x 19	W6032DMIN	146
60 x 32 x 20 ½	Derby	98
60 x 32 x 22	Ellis 6032	46
60 x 32 x 22 ¾	Ellis 6030S	45
60 x 32 x 24 ¼	Cooper 32	96
60 x 32 x 25	Finn 6032F	120
60 X 32 X 27	Clara 6032CF	114
60 x 32 x 27	Effie 6032CF	118
60 x 33 ¼ x 20 ¼	Dossi 32	100
60 x 34 x 21 ½	Ascot I	88
60 x 35 x 23 ½	Santa Clara	28
60 x 36 x 18	W6036SMIN	149
60 x 36 x 19	W6036DMIN	148
60 x 36 x 21 ½	Montrose I	103
60 x 36 x 22	Curve 6036	40
60 x 37 ¼ x 20 ¼	Novelli	106
60 x 37 ¾ x 20 ¼	San Simeon	27
60 x 38 x 21	Reina 6038	63
60 x 41 ½ x 23 ¾	Belmont I	91
60 x 42 x 18	W6042SMIN	151
60 x 42 x 19	W6042DMIN	150
60 x 42 x 23	Cyrus 6042CF	116
60 x 42 x 23 ¾	Ariel I	84
60 x 42 x 23 ¾	Alydar I	82
60 x 43 ¼ x 20 ¼	Marratta	102
60 x 60 x 22	Cavalcade	94
60 x 60 x 24 ¾	Point Arena	23
60 x 60 x 29 ½	Infinity 4	9
60 ¼ x 60 ¼ x 22	Morandi	105

DIMENSION	MODEL NAME	PAGE
63" BATHS		
63 x 34 x 22	Marla 6634	57
65" BATHS		
65 ½ x 35 ¾ x 26 ¾	Soco 6636CF	70
65 ½ x 38 ½ x 22 ¾	Point Reyes Jr.	25
65 ¾ x 32 x 24	Soco 6632	67
65 ¾ x 35 ¾ x 23	Bayport 6636	35
65 ¾ x 42 x 23 ¼	Clearwater Jr.	18
65 ¾ x 42 x 24	Soco 6642	72
65 ¾ x 43 ¾ x 19 ½	Velencia 1.5	110
65 ¾ x 42 ½ x 24 ¼	Pagosa Motif	22
65 ¾ x 43 ½ x 24 ½	Olive 6643C	60
66" BATHS		
66 x 33 ½ x 30 ½	Grace 6634F	53
66 x 34 x 21 ½	Ascot II	89
66 x 34 ½ x 31 ½	Infinity 9	13
66 x 35 ¼ x 24 ¾	Vincenzo Q	111
66 x 36 x 18	W6636SMIN	153
66 x 36 x 19	W6636DMIN	152
66 x 36 x 22	Curve 6636	41
66 x 36 x 22	Curve 7236C	42
66 x 36 x 23	Arya 6636CF	87
66 x 36 x 23	Cyrus 6636CF	117
66 x 36 x 23 ¾	Santa Cruz	29
66 x 36 x 24	Soco 6636	68
66 x 36 x 24	Soco 6636C	69
66 x 36 x 25 ½	Soco 6636F	71
66 x 38 x 26	Carrington 6638CF	37
66 x 36 x 27	Clara 6636CF	115
66 x 36 x 27	Effie 6636CF	119
66 x 38 x 29	Delilah 6638CF	43
66 x 42 x 23	Ariel II	85
66 ¼ x 36 x 23	South Padre	30
69" BATHS		
69 x 38 x 22	Marla 6938	58
70" BATHS		
70 x 35 ½ x 30 ¾	Infinity 2	8
70 x 41 ¾ x 26 ¼	Universal Oval	32
70 ½ x 41 ¾ x 26 ¼	Fullerton 7042C	51
70 ¼ x 35 ¾ x 24 ¾	Friday 7036C	50
71" BATHS		
71 ½ x 40 ¼ x 27 ½	Infinity 7	12

DIMENSION	MODEL NAME	PAGE
71 ¼ x 36 x 23 ¼	Bayport 7236	36
71 ¼ x 41 ½ x 24	Soco 7242C	75
71 ¼ x 41 ½ x 25 ½	Soco 7242F	77
71 ¼ x 41 ¾ x 24 ½	Jackson 7242C	56
71 ¼ x 41 ¾ x 25 ½	Soco 7242CF	76
71 ½ x 36 x 24 ¼	Castaway	16
71 ½ x 36 ¼ x 23 ¼	Daytona	19
71 ½ x 39 x 23	Violet 7239F	78
71 ½ x 39 x 25	Fiona 7239CF	49
71 ½ x 71 ½ x 33 ¼	Millennium 8	3
71 ¾ x 39 ¼ x 23 ½	Hanna 7240CF	55
71 ¾ x 39 ¼ x 23 ½	Hanna 7240C	54
71 ¾ x 39 ¾ x 27	Carrington 7240CF	39
71 ¾ x 39 ¾ x 29 ¼	Delilah 7240CF	44
71 ¾ x 39 ¾ x 23 ¾	Carrington 7240C	38
71 ¾ x 58 ¼ x 33	Millennium 7	2
72" BATHS		
72 x 32 x 22	Ellis 7232	48
72 x 35 ⅞ x 24	Soco 7236	73
72 x 36 x 19	W7236DMIN	154
72 x 36 x 21 ½	Ascot III	90
72 x 36 x 21 ¾	Montrose II	104
72 x 37 ¼ x 20 ¼	Vecelli	109
72 x 39 ¼ x 22 ⅞	Point Reyes	24
72 x 39 ¼ x 23 ½	Reina 7240	64
72 x 42 x 19	Cariani	93
72 x 42 x 22 ¾	Riviera Motif	26
72 x 42 x 23	Ariel III	86
72 x 42 x 23 ½	Motif 7242C	59
72 x 42 x 23 ⅞	Belmont II	92
72 x 42 x 23 ⅞	Alydar II	83
72 x 42 x 24	Soco 7242	74
72 x 42 ⅜ x 23 ¼	Clearwater	17
72 x 44 x 28 ¾	Infinity 6	11
72 x 47 ¾ x 24 ⅞	Del Ray	20
72 x 48 x 29	Infinity 5	10
72 ¼ x 42 ¼ x 23 ½	Hialeah II	101
74" BATHS		
74 x 44 ½ x 23 ½	Olive 7444C	61
76" BATHS		
76 ½ x 76 ½ x 33 ¼	Millennium 9	4
82" BATHS		
82 x 48 x 33	Millennium 10	5

DIMENSION	MODEL NAME	PAGE
36" SHOWERS AND BASES		
36 x 36 x 4	W3636ANEO	130
36 x 36 x 6	W3636APANB	131
36 x 42 x 6	W3642APAN	132
38 x 38 x 6	W3838ANEOB	133
42" SHOWERS AND BASES		
42 x 36 x 6	W4236APANB	134
42 x 42 x 6	W4242APANB	135
48" SHOWERS AND BASES		
48 x 34 x 6	W4834APANB	136
48 x 36 x 78	WE1480	122
48 x 36 x 78	WE148L/R	122
48 x 36 x 90	WM1480	123
48 x 36 x 90	WM148L/R	123
60" SHOWERS AND BASES		
60 x 30 x 4	W6030ABL/R	137
60 x 32 x 22	W6032APANL/R	139
60 x 32 x 4	W6032ABL/R	138
60 x 34 x 23	W6034APANB	141
60 x 34 x 6	W6034APAN	140
60 x 30 x 76	W160304PST	155
60 x 36 x 78	WE1600	124
60 x 36 x 78	WE1602	124
60 x 36 x 78	WE160L/R	124
60 x 36 x 90	WM1600	125
60 x 36 x 90	WM1602	125
60 x 36 x 90	WM160L/R	125
60" TUB-SHOWERS		
60 x 30 x 76	W260304PST	156
60 x 34 x 78	WE260	126
60 x 34 x 80	WE260S	127
60 x 34 x 90	WM260	128
62" SHOWERS AND BASES		
62 x 32 x 5 ½	WF6032APAN	143
72" SHOWERS AND BASES		
72 x 48 x 6	W7248MPAN	142

